

Government of the People's Republic of Bangladesh
Local Government Engineering Department (LGED)
Multipurpose Disaster Shelter Project (MDSP)

Consultancy Services for
Monitoring & Evaluation of Project

Quarterly Monitoring & Evaluation
Report



April - June 2018

Submitted by:



Development Project Design & Services Ltd.



MULTIPURPOSE DISASTER SHELTER PROJECT (MDSP)

(IDA Credit No.5561 BD)

Monitoring and Evaluation Consultancy Services
Local Government Engineering Department (LGED)

To
The Chief Engineer,
LGED, Dhaka.

Date : 10.07.2018
Our ref : MDSP-M&E/35
Dealt by: M&E Consultant team

Subject: Quarterly Monitoring & Evaluation Report of MDSP [April-June 2018].

Sir,

In fulfilment of the contract agreement signed between LGED and the Consulting firm DPDS on 24 September, 2016 for rendering Monitoring and Evaluation Consultancy services for MDSP, please find herewith copy of the "Quarterly Monitoring & Evaluation Report of MDSP" for the Quarter, April- June, 2018 for favor of kind disposal.

Regards.

Sincerely yours,

A.H.M. Mahbubur Rahman
Team Leader, M&E Consultants,
MDSP. Dhaka.

Enco: Quarterly Monitoring & Evaluation Report of MDSP [April- June 2018].



MULTIPURPOSE DISASTER SHELTER PROJECT (MDSP)

(IDA Credit No.5561 BD)

Monitoring and Evaluation Consultancy Services

Local Government Engineering Department (LGED)

Copy of the 'Quarterly Monitoring & Evaluation Report of MDSP [April- June 2018] is forwarded for kind perusal to:

- | | |
|--|--------|
| 1. The Project Director, MDSP, LGED, Dhaka | 1 copy |
| 2. The Deputy Project Director, MDSP, LGED, Dhaka | 1 copy |
| 3. The Team Leader, D&S Consultants, MDSP, LGED, Dhaka | 1 copy |
| 4. Executive Engineer, LGED, Pirojpur district | 1 copy |
| 5. Executive Engineer, LGED, Barisal district | 1 copy |
| 6. Executive Engineer, LGED, Bhola district | 1 copy |
| 7. Executive Engineer, LGED, Patuakhali district | 1 copy |
| 8. Executive Engineer, LGED, Feni district | 1 copy |
| 9. Executive Engineer, LGED, Lakshmipur district | 1 copy |
| 10. Executive Engineer, LGED, Chittagong district | 1 copy |
| 11. Executive Engineer, LGED, Cox's bazar district | 1 copy |
| 12. Executive Engineer, LGED, Noakhali district | 1 copy |
| 13. Anna C. O'Donnell, TTL, MDSP, WB, Dhaka | 1 copy |
| 14. Ms. Swarna Kazi, Co-TTL, MDSP, WB, Dhaka. | 1 copy |
| 15. Ms. Shahpar Selim, Environment Specialist, WB, Dhaka | 1 copy |
| 16. Md. Rafiqul Islam, Consultant, WB, Dhaka | 1 copy |
| 17. Managing Director, DPDS, Dhaka. | 1 copy |

Abbreviations and Acronyms

BISR	Bangladesh Institute of Social Research
CPP	Cyclone Preparedness Program
DPD	Deputy Project Director
DPDS	Development Project Design and Services
D&SC	Design and Supervision Consultant
ECRRP	Emergency 2007 Cyclone Recovery and Restoration Project
EMF	Environmental Management Framework
EMP	Environmental Management Plan
ESMF	Environmental & Social Management Framework
GAAP	Governance and Accountability Action Plan
GIS	Geographic Information system
GOB	Government of Bangladesh
GPS	Global Positioning System
HQ	Head Quarter
ICR	Implementation Completion Report
ICT	Information and Communication Technology
IEE	Initial Environmental Examination
LGED	Local Government Engineering Department
MDSP	Multipurpose Disaster Shelter Project
M&E	Monitoring and Evaluation
M&EC	Monitoring and Evaluation Consultant
MLGCRD	Ministry of Local Governments, Cooperatives and Rural Development
MTRR	Mid-Term Review Report
MS	Monitoring System
ODK	Open Data Kit
ORAF	Operation Risk Assessment Framework
O&M	Operation & Maintenance
PAD	Project Appraisal Document
PD	Project Director
PDO	Project Development Objective
PIU	Project Implementation Unit
PMU	Project Management Unit
PSC	Project Steering Committee
RAP	Resettlement Action Plan
SMC	School Management Committee
SMP	Social Managemet Plan

Consultancy Services for Monitoring & Evaluation of Project (MDSP)

Quarterly Monitoring & Evaluation Report June - 2018, Year - 2018,

Table of Contents

1. Introduction.....	1
1.1 Background and Rationale	1
1.1.1 MDSP: Project Development Objective (PDO)	1
1.2 Description of MDSP	1
1.3 Project Location	1
2. M & E Support Assignment.....	4
2.1 Objectives.....	4
2.2 Scope of Works	4
2.3 M&E Tasks	4
2.4 Monitoring and Evaluation of MDSP	6
2.4.1 WB Guidelines on carrying out of M&E Tasks	6
2.4.2 Comprehensive M&E Framework for MDSP (Task 1)	7
2.4.3 Development of Baselines for the Key Project Indicators for Tracking Project Inputs, Outputs and Outcomes (Task 2).....	7
2.4.4 Tracking of Result Framework- Key Indicators (Inputs, Outputs and Outcome) during Project Implementation (Task 3)	7
3. Process and Progress Monitoring of the Project Interventions (Task 4).....	10
3.1 Physical Project Targets	10
3.2 Annual Work Plan upto 2018	10
3.3 Process Monitoring- Pre-construction Activity Phase.....	11
3.4 Progress Monitoring – Construction Phase.....	16
4. Supervision of the Implementation of the Environmental and Social Safeguards Requirements (Task 7).	18
4.1 Environmental Assessment (EA)	18
4.2 Social Assessment (SA)	19
5. Operational Risk Assessment Framework (ORAF).....	21
6. Governance and Accountability Action Plan (GAAP)	21
7. Field Visits	21
8. ICT Monitoring by the M&E Consultants (Tasks 5 & 11)	22
9. Recommending Appropriate Corrective Actions and Recommendations (Task 6)	24
10. Preparation and Submission of Reports (Tasks 8, 9 & 10)	24
5. Annexes.....	25
Annex 1: Map of Bangladesh, highlighting MDSP Project	25
Annex 2: Result Framework-Quarterly Targets Vs Actual Achievements of Project Indicators (Cont.).....	26
Annex 2: Result Framework- Quarterly Targets Vs Actual Achievements of Project Indicators	27
Annex 2A: MDSP Results Framework Indicators	28
Annex 2B: MDSP Results Framework	36
Annex 3A: MDSP Annual Work Plan - 2018	43
Annex 3B: Process Monitoring - Package wise Construction of New Cyclone Shelters including Shelter Connecting Road	44
Annex 3C: Process Monitoring - Package wise Rehabilitation of Existing Shelters	45
Annex 3D: Progress Monitoring - Package Wise Construction of New Cyclone Shelters including Shelter Connecting Road	46
Annex 4: Operational Risk Assessment Framework (ORAF) As of June 2018	47
Annex 5: Multipurpose Disaster Shelter Project: Governance and Accountability Action Plan (GAAP)	52

1. Introduction

1.1 Background and Rationale

Bangladesh is a natural disaster-prone Country. Severe cyclones occur almost at regular intervals. Cyclones Sidr, Aila, Mohasen, Mora are cyclones of recent past causing severe damages to lives and properties in coastal areas. The disaster issue is further challenged under severe climate change scenerios, particularly with respect o increasing frequency and intensity of extreme weather events and sea level rise.

MDSP was the output of a study under Component D of ECRRP aiming at undertaking a Long-Term Disaster Risk Management Program to strengthen disaster risk mitigation and reduction capacity and ability of the related Government Agencies and stakeholders.

1.1.1 MDSP: Project Development Objective (PDO)

The project development objective (PDO) of the MDSP is *“To reduce the vulnerability of the coastal population to natural disasters across selected coastal districts of Bangladesh.”* PDO will be measured through meeting the increased demand for multipurpose disaster shelters in targeted districts. The objective will be achieved by improving existing multi-purpose shelters, constructing new disaster shelters, and improving roads and connectivity in the area.

1.2 Description of MDSP

The Multipurpose Disaster Shelter Project (MDSP) is a large-scale disaster risk mitigation infrastructure project that will strengthen emergency preparedness and will significantly reduce vulnerability to climate change and natural disasters. This is a follow up of the initial phase of similar successful interventions under ECRRP. The project is expected to have an impact on long-term disaster resiliency in Bangladesh focused particularly on the coastal region. MDSP would focus on meeting the high priority needs by providing construction of 552 nos. new shelters and the improvement of 450 nos. existing shelters. The project will construct 550 km connecting roads and communication networks to shelters with 500 metre bridges and culverts, ensuring increased accessibility and effectiveness. Amongst others, the project will extend support to Cyclone Preparedness Program (CPP) and School Management Committees (SMC) to operate, thereby increasing the sustainability and efficacy of the shelters.

Thus, safeguarding lives of people and livestock, the project will contribute to achieving goals of continued growth and shared prosperity of the residents of the vulnerable locality.

1.3 Project Location

Annex 1 shows the map of Bangladesh highlighting MDSP project area. **Table 1** presents the Districts and Upazilas covered by MDSP project area.

Table 1: Coverage of MDSP project area by District and Upazila in Chittagong and Barisal Divisions

Division	District	Upazila	Infrastructure/ Interventions to be Implemented	New Shelters Packages	Rehabilitation Shelters Packages
				Construction Commenced	Construction Commenced
Chittagong	Chittagong	Sandwip	✓		✓
		Lohagara	✓		✓
		Satkania	✓		✓
		Patiya	✓		✓
		Chandanish	✓		✓
		Boalkhali	✓		✓
		Banskhali	✓		✓
		Sitakundu	✓		✓
		Raojan	✓		
		Rangunia	✓		✓

Division	District	Upazila	Infrastructure/ Interventions to be Implemented	New Shelters Packages	Rehabilitation Shelters Packages
				Construction Commenced	Construction Commenced
		Mirsharai	✓		✓
		Hathazari	✓		✓
		Fatikchari	✓		✓
		Anwara	✓		✓
	Cox's Bazar	Kutubdia	✓	✓	
		Cox's Bazar Sadar	✓	✓	
		Chakoria	✓	✓	
		Pekua	✓	✓	
		Moheshkhali	✓	✓	
		Ramu	✓	✓	
		Ukhiya	✓	✓	
		Teknaf	✓	✓	
	Feni	Daganbhuiyan	✓	✓	✓
		Chhagalniya	✓	✓	✓
		Sonagazi	✓	✓	✓
		Feni Sadar	✓	✓	✓
		Porshuram	✓	✓	✓
		Fulgazi	✓	✓	✓
	Lakshimpur	Komol Nagar	✓	✓	
		Ramgati	✓	✓	
		Ramganj	✓	✓	
		Raipur	✓	✓	
		Lakshimpur Sadar	✓	✓	
	Noakhali	Subarna Char	✓	✓	
		Kabir Hat	✓	✓	
		Sonaimuri	✓	✓	
		Noakhali Sadar	✓	✓	
		Chatkhil	✓	✓	
		Begumgonj	✓	✓	
		Companigonj	✓	✓	
		Hatiya	✓	✓	
		Senbag	✓	✓	
Barisal	Bhola	Bhola Sadar	✓	✓	
		Borhanuddin	✓	✓	
		Char Fasson	✓	✓	
		Daulatkhan	✓	✓	
		Lalmohan	✓	✓	
		Monpura	✓	✓	
		Tajumuddin	✓	✓	
	Barisal	Agailjhara	✓		
		Babuganj	✓	✓	
		Bakerganj	✓	✓	
		Banaripara	✓	✓	
		Barisal Sadar	✓	✓	
		Gournadi	✓	✓	
		Hizla	✓	✓	
		Muladi	✓	✓	
		Mehendiganj	✓	✓	
		Wazirpur	✓		
	Pirojpur	Bhandaria	✓		
		Kaukhali	✓		
		Mothbaria	✓		
		Nesarabad	✓		

Division	District	Upazila	Infrastructure/ Interventions to be Implemented	New Shelters Packages	Rehabilitation Shelters Packages
				Construction Commenced	Construction Commenced
		Nazirpur	✓		
		Pirojpur Sadar	✓		
		Zia Nagar	✓		
	Patuakhali	Galachipa	✓		
		Dashmina	✓		
		Kalapara	✓		
		Mirjaganj	✓		
		Patuakhali Sadar	✓		
		Dumki	✓		
		Bauphal	✓		
		Rangabali	✓		

2. M & E Support Assignment

2.1 Objectives

The M&E Consultant Team supports the LGED in undertaking oversight M&E activities, and in providing feedback to the LGED, PMU, WB and related stakeholders on project performance and impact at various stages of project implementation so as to help the decision makers and the donor in taking appropriate decisions and actions in a timely manner.

On 24 September 2016, the JV of Development Project Design and Services Limited (DPDS), Bangladesh and ACE Consultants Ltd. (ACE), Bangladesh (herein the M&E Consultant) entered into an agreement with LGED for rendering the Monitoring and Evaluation Consultancy Services for Multipurpose Disaster Shelter Project (MDSP) .

2.2 Scope of Works

The scope of work of Monitoring and Evaluation Consultants is to carry out the following activities of MDSP:

- 1) Overall monitoring and evaluation of project implementation;
- 2) carry out independent monitoring of project progress, inputs, outputs, outcomes and impacts of project activities;
- 3) Review and monitor specific social and environmental management plans and assessments, supervision of compliance of social and environmental safeguards;
- 4) Evaluate project impact on disaster risk reduction measures on the communities against specified indicators;
- 5) Help reinforce overall transparency and governance during project implementation;
- 6) Monitor compliance of Operation Risk Assessment Framework (ORAF) and Governance and Accountability Action Plan (GAAP), and
- 7) Provide feedback to LGED, PMU, WB on project implementation performance, issues and impact.

2.3 M&E Tasks

The M&E Consultant will work independently as the PMU, MDSP will be responsible for contract management. The Consultant will periodically report to the Chief Engineer, LGED and other concerned stakeholders to keep all apprised of the project performance, impact assessment and corrective measures, if any at various stages of project implementation.

According to TOR, the M&E Consultant will perform 11 specified tasks as listed below:

- Task 1: Create a comprehensive M&E Framework for MDSP;
- Task 2: Develop baselines for the key project indicators for tracking project inputs, outputs and outcomes;
- Task 3: Track key indicators (input, output, outcome, operational risks and governance issues) during project implementation;
- Task 4: Carry out process & progress monitoring of the Project;
- Task 5: Integrate the ICT monitoring tool designed by the D&S Consultants in capturing project implementation status as an input into the M&E Framework;
- Task 6: Recommend appropriate corrective actions and recommendations;
- Task 7: Supervise the implementation of the environmental and social safeguards requirements (including quality control oversight of safeguards documentation prepared by the D&S Consultants)
- Task 8: Prepare and submit quarterly monitoring & evaluation reports to LGED, PMU and WB;
- Task 9: Prepare Mid-term Review report for MDSP;
- Task 10: Prepare inputs for the PCR and ICR at the end of the project; and
- Task 11: Prepare inputs, as needed for incorporation into the ICT database.

The Monitoring and Evaluation (M&E) activities would provide continuous feedback to the Government, the Bank, and implementing agencies on the project's performance and impact, so that corrective actions could be undertaken in a timely manner. It will also supervise implementation of the overall ESMF/TDF, careful review and monitoring of sub-project specific social and environmental management plans, as well as tribal

development and resettlement action plans, where applicable, and impact assessments, and supervision of their implementation.

The sequence of the conduct of the M&E Consultant's tasks, and their interrelationships is shown in **Figure 2-1**.

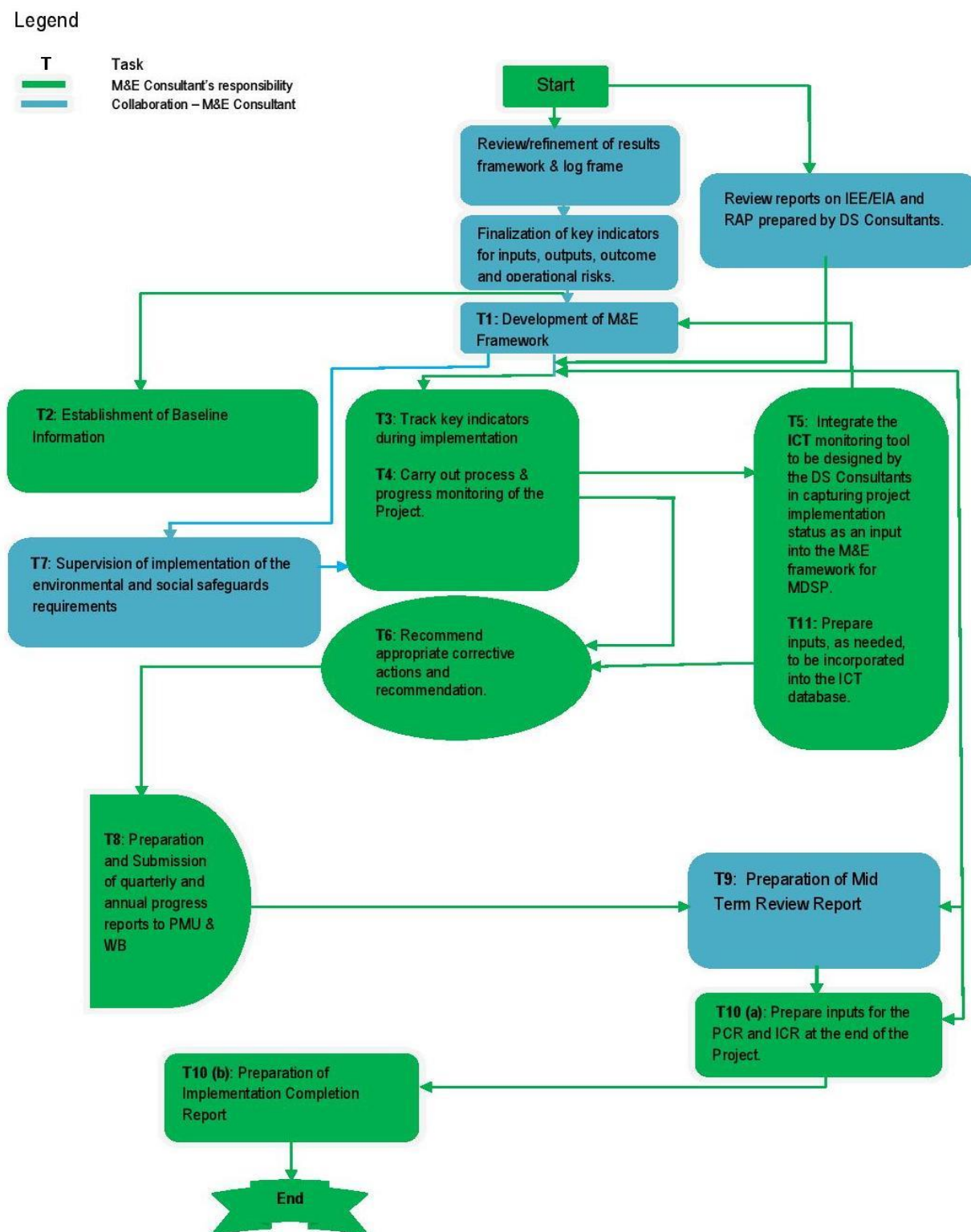


Figure 2-1: Flowchart of M&E Consultant Tasks

2.4 Monitoring and Evaluation of MDSP

M&E of MDSP will be carried out for: (a) inputs, outputs and outcomes (as specified in the MDSP Result Framework), (b) on the efficiency and effectiveness of the processes underlying the design and implementation of the MDSP interventions, and (c) LGED's contribution towards the attainment of Project outcome. The M&E Consultant is responsible for the consolidation, verification, and analysis of these M&E information as to their contribution to progress in the attainment of Project outcome.

2.4.1 WB Guidelines on carrying out of M&E Tasks

The WB Implementation Support Mission (March 26-30, 2017) outlined in its Aide Memoire, some very effective guidelines on performing monitoring and evaluation tasks by the M&E Consultant of MDSP. The M&E Consultants are performing their assigned tasks in line with the guidelines given by the WB Mission. The guidelines are:

1. The M&E Consultant should follow a two-step system whereby **documents** are primarily reviewed through desk review;
2. The knowledge gathered from the desk review of documents is to be supplemented by targeted and random **field visits** and;
3. M&E Consultant should prepare quarterly update reports to the **results framework**.

We prepare the monitoring reports following the guidelines given in the Aide Memoire mentioned above.

a. Documents

The following project related documents will be used for desk review:

- i) PAD of MDSP;
- ii) M&E Framework/ Strategy Report- prepared by M&E Consultant;
- iii) Quality Assurance Plan (QAP) of MDSP- prepared by D&S Consultant;
- iv) Environmental and Social Monitoring Framework (ESMF) - prepared by LGED;
- v) Baseline Survey Report- under preparation by M&E Consultant;
- vi) Monthly Progress Reports of the D&S Consultant;
- vii) ICT Monitoring Report- prepared by D&S Consultant;
- viii) WB Aide Memoires
- ix) Environmental Screening/Assessment (EA) reports of shelter packages- prepared by D&S Consultant
- x) Social Assessment (SA), Social Management Plan (SMP), Social Monitoring and Supervision Plan (SMSP) of shelters- prepared by D&S Consultant.

b. Field Visit

Field visits have been periodically taken up by the M&E Consultants during the year and the visit experience and observations have been shared with all stakeholders in the form of reports. This will continue to be done.

c. Quarterly Monitoring & Evaluation Report

Quarterly Monitoring & Evaluation reports of MDSP highlighting prime M&E tasks are prepared by the M&E Consultants at the end of each quarter of the calendar year. The M&E reports contain among others, the updates on the following:

- i) Tracking status of target vs achievement of the project key indicators outlined in the Result Framework
- ii) Process and Progress Monitoring of Project Interventions
- iii) Compliance status of GAAP and ORAF.
- iv) Compliance status of EMPs and SMPs.
- v) Recommendations on appropriate corrective measures, if any.

The progress in the performance of the **M&E tasks** by the Consultants as of **30 June 2018** has been presented in the succeeding sections:

2.4.2 Comprehensive M&E Framework for MDSP (Task 1)

The M&E framework focuses on the need to monitor progress toward achieving desired project objectives. This is done through tracking key project indicators outlined in the result framework. The M&E framework is flexible and will accommodate shifting priorities over time. Properly applied, this tool can launch discussions about progress and emerging issues, inform the need for change, and increase the capacity of collaborative efforts with the project stakeholders.

The preparation and establishment of the M&E framework of MDSP which serves as a plan for monitoring and evaluation, was a collaborative effort of the PMU, DS Consultants and the M&E Consultant, in consultation with World Bank. During its development, several consultation meetings with the PMU and the DS Consultants were held.

Taking into consideration the views expressed by the World Bank Mission and following the comments and observations from the PMU and the World Bank, M&E Framework/ Strategy Report for MDSP was finalized and submitted on 30 March 2017.

2.4.3 Development of Baselines for the Key Project Indicators for Tracking Project Inputs, Outputs and Outcomes (Task 2).

The objective of development of baselines of key project indicators of MDSP is to provide an information base against which monitoring and assessment of project progress and its effectiveness during implementation and after completion will be made.

Before taking up the field survey to establish baselines for MDSP, a 'Synopsis of the proposed Baseline Survey of MDSP' detailing approach methodology, selection of sample size distribution, sample community, survey techniques etc. was shared with all concerned on 20 April 2017.

Later, the M&E Consultant undertook the Baseline Survey with effect from May 09, 2017 through hiring an experienced social survey firm "Bangladesh Institute of Social Research (BISR)" as a first step to establish the pre-intervention situation against which progress towards targeted indicators in the Project Results Framework would be measured.

Survey techniques such as HH Survey, FGD and KII were done using a quasi-experimental design with the before-and-after-intervention situation. The survey design involves the use of treatment and control groups where both groups are deemed similar in that differences could be clearly attributed to the MDSP with a high degree of confidence. Baseline survey data mainly focuses on 'before' project conditions.

The field survey, data collection, data editing and consolidation, data entry & analysis etc. have been completed. The Baseline Survey Report (2 volumes) has been shared with all concerned on 14 October, 2017.

2.4.4 Tracking of Result Framework- Key Indicators (Inputs, Outputs and Outcome) during Project Implementation (Task 3)

MDSP Results Framework (With Key Performance Indicators) adopted from PAD and detailed in the M&E Framework/ Strategy Report had already been prepared by the M&E Consultants. A matrix to reflect changes in the values of the key indicators by using program in Excel Template of 'Matrix of Outputs and Outcomes' for MDSP has been used. The program contains provision of quarterly and annual targets and progress against agreed indicators for assessing the project performance.

World Bank recommended in the Aide Memoire of March 26-30, 2017 to include the quarterly updates to the results framework into the M&E Consultant's reporting arrangements. Tracking information of key indicators as per PAD and MDSP Monitoring Framework as of 30 June 2018 has been shown in the quarterly monitoring and evaluation report for the quarter April- June 2018 at **Annex 2: "Result Framework-Quarterly Targets Vs Actual Achievements of Project Indicators"**.

By tracking and comparing the cumulative achievement against cumulative targets of project development indicators upto 30 June 2018, we have the observations mentioned below in **Table 2.1**:

Table 2.1: Tracking Result Framework of Key Indicators as per PAD
As of June 2018

Indicator Name	Unit of Measure	Baseline Value	Cumulative Target Values upto June 2018	Cumulative Achievements upto June 2018	Slippage in %	Advanced in %
PDO Indicators						
P-1 Increase in the share of needs met of priority multipurpose disaster shelters in the targeted districts (Percentage)	%	60.00	67.50	60.14	98.13	
P-2 Number of project beneficiaries who have access to multipurpose shelters in targeted districts (Number)	Number	0.00	436,000.00	8,580.00	98.03	
Intermediate Results Indicators						
A-1 Number of new multipurpose shelters constructed (Number)	Number	0.00	200.00	6.00	97.00	
A-2 Number of multipurpose shelters rehabilitated (Number)	Number	0.00	150.00	0.00	100.00	
A-3 Roads constructed, Rural (Kilometers) - (Core)	Kilometer	0.00	200.00	0.00	100.00	
A-4 Number of additional classrooms built or rehabilitated at the primary level resulting from project interventions. (Number) - (Core)	Number	0.00	1050.00	18.00	98.29	
A-5 Participants in	Number	0.00	7500.00	9350.00		25.00

consultation activities during project implementation (number) (Number) - (Core)						
A-6 Participants in consultation activities during project implementation - female (Number - Sub-Type: Breakdown) - (Core)	Number	0.00	3926.00	5550.00		41.00

The tracking of additional indicators **P-3 to P-7** per M&E Framework of MDSP are also reflected in **Annex 2**. It may be seen that slippage of indicators **P-3 to P-7** are **98.40%, 100%, 98.03%, 97.00% and 96.91%** respectively.

There was some confusion in the 'Target vs. Achievement' of Indicators **A-5 & A-6** as provided by the D&S Consultant in the series of past monthly progress reports in Appendix 11.

The D&S Consultant put year wise achievement figures (Year 2016, 2017 & 2018 respectively) while cumulative achievement figures up to respective years against targets are required in the PAD Result Framework.

In the monthly progress report of June 2018, D&S Consultants have put cumulative figures. Based on the latest information, the tracking figures indicate that the cumulative achievement of Indicators **A-5 & A-6** up to June 2018 is **25% advance and 41% advance** respectively.

The tracking informations of the key indicators **P-1 & P-2 and A-1 to A-6** have been graphically presented in **Annex 2A**.

WB suggested in the Aide Memoire of March 26-30, 2017 (Article 8 d) to include the quarterly/ annual updates of results framework into the M&E Consultant's reporting arrangement exactly following PAD format. This is being regularly tracked and updated. The update information as of June 2018 has been shown in **Annex 2B**.

3. Process and Progress Monitoring of the Project Interventions (Task 4)

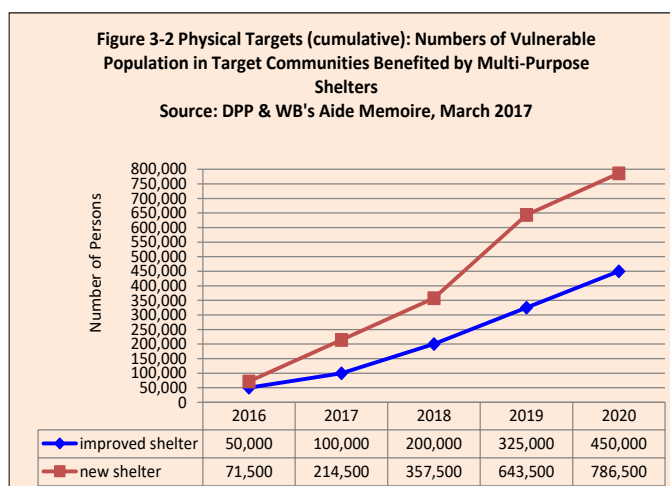
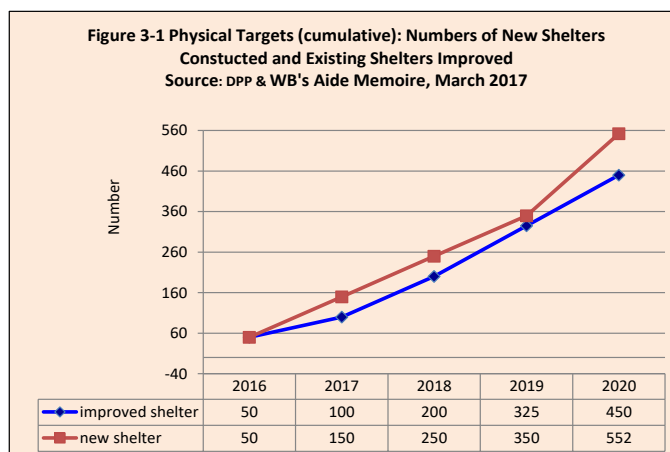
The process monitoring includes pre-construction activities while the progress monitoring covers activities relating to construction of physical works.

3.1 Physical Project Targets

As per DPP, the total physical targets of interventions under MDSP are: repair and improvement of 450 existing shelters; construction of 552 new multi-purpose disaster shelters including 550 km shelter connecting road.

The calendar year-wise cumulative targets for each of these shelters are shown in **Figure 3-1**. The cumulative year wise targets of the subsequent calendar years are as follows: 11% of existing shelters and 9% of new shelters by 2016; 22% of existing shelters and 27% of new shelters by end of 2017; 44% of existing shelters and 45% of new shelters by end of 2018; 72% of existing shelters and 63% of new shelters by end of 2019 and 100% of the total targeted existing shelters and new shelters by end of 2020.

The expected output of MDSP is additional space, comfortable and safe protection of the vulnerable population and livestock in the cyclone prone areas during future disasters. The multi-purpose shelters can provide protection to a total of 12,36,500 vulnerable persons – 4,50,000 persons through repaired/ improved existing shelters, and 7,86,500 persons through new shelters. These are computed considering the total target number of shelters repaired/ improved/ constructed by the project, and the capacities of the shelters – i.e. 1000 persons for existing shelter with improved facilities, and 1430 persons for new shelter. **Figure 3-2** presents the year-wise cumulative target of vulnerable population protected corresponding to the physical targets indicated in **Figure 3-1**.



3.2 Annual Work Plan upto 2018

The work plan for the implementation of MDSP works till 2018 is presented in **Annex 3A**. This has been obtained from the physical and financial targets of the MDSP interventions upto the end of year 2018. The different LGED CPs include works on:

- Construction of 250 new multi-purpose shelters including shelter connecting roads in 8 Contract Packages (3 CPs with NCB & 5 CPs with ICB);
- Improvement of 150 existing school-cum-shelters in 2 ICB Contract Packages;

3.3 Process Monitoring- Pre-construction Activity Phase

Pre-construction activities include the following item of works:

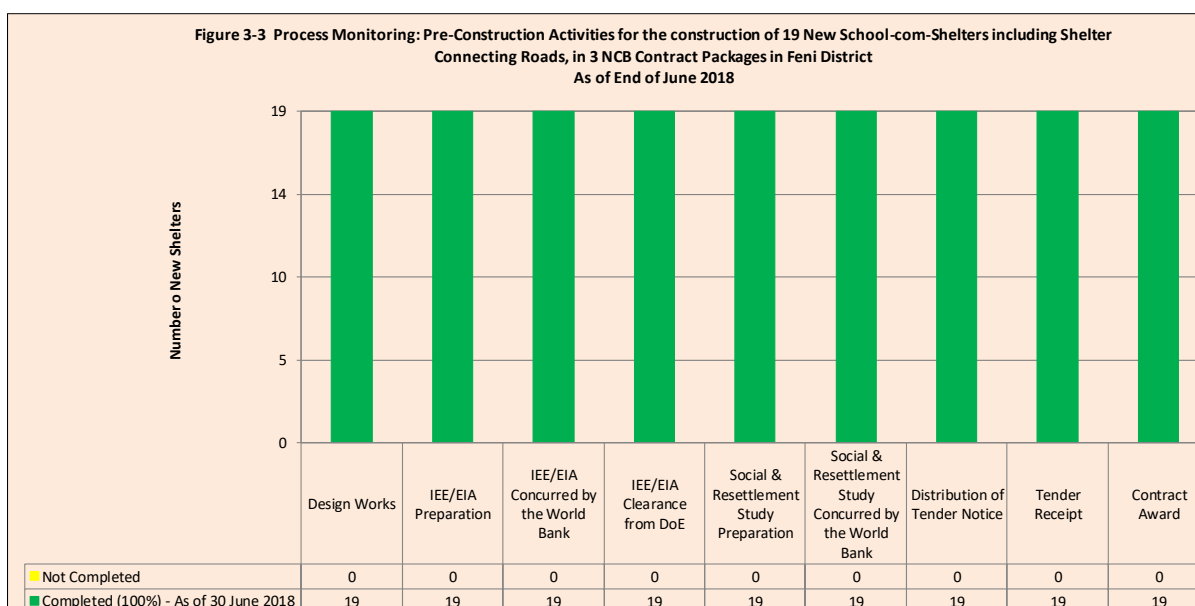
- i) Site Selection
- iii) Design Works, and Approval of Bidding Documents
- iii) EA Report Preparation and Clearance
- iv) Social and Resettlement Study Report Preparation and Clearance, and
- v) Tendering and Approval Process

(a) Construction of New Shelters including Shelter Connecting Roads

i) Feni District: 19 new school-cum-shelters [CPs: LGED/MDSP/FENI/2015-16/NCB/NW-01,02 & 03]

Details of the status of pre- construction activities as of June 2018 for the above mentioned 3 Contract Packages covering 19 nos. new school-cum-shelters including shelter connecting roads are presented in **Annex 3B**.

These are shown graphically in **Figure 3-3** below:

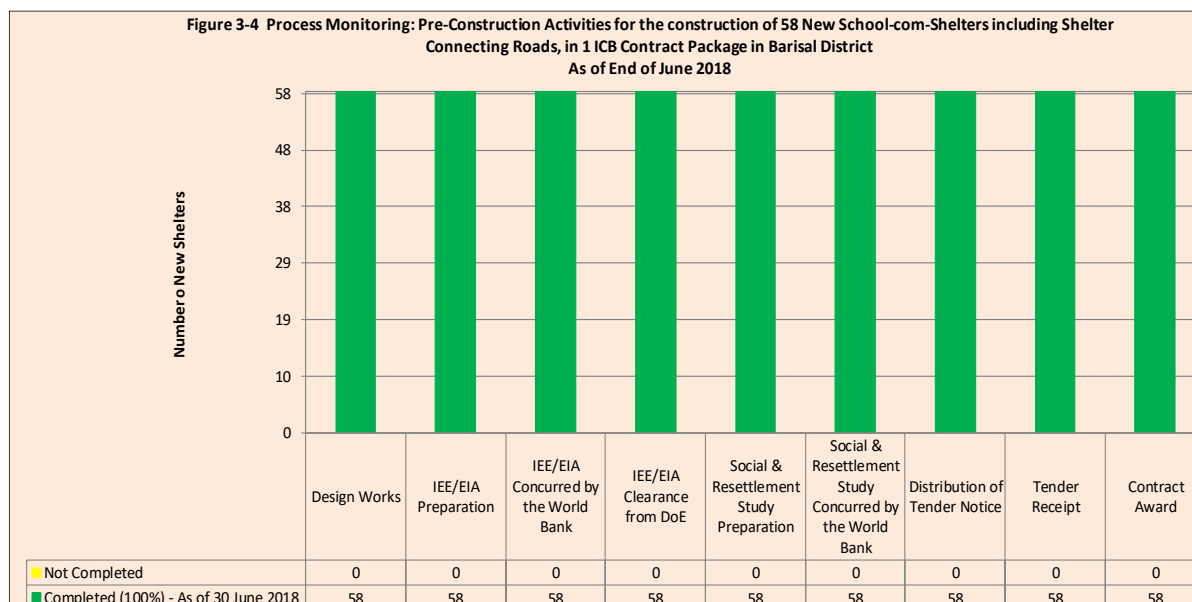


All the pre-construction activities for the construction of 19 new school-cum-shelters in 3 CPs had already been completed.

ii) Barisal District: 58 New School-cum-Shelters [Contract Package: LGED/MDSP-II-7-LPI-O-NW-01]

As of end June 2018, pre-construction activity of above Contract Package covering construction of 58 new school-cum-shelters including shelter connecting roads is presented in **Annex 3B**.

Graphical representation of **Annex 3B** is given in **Figure 3-4** below:

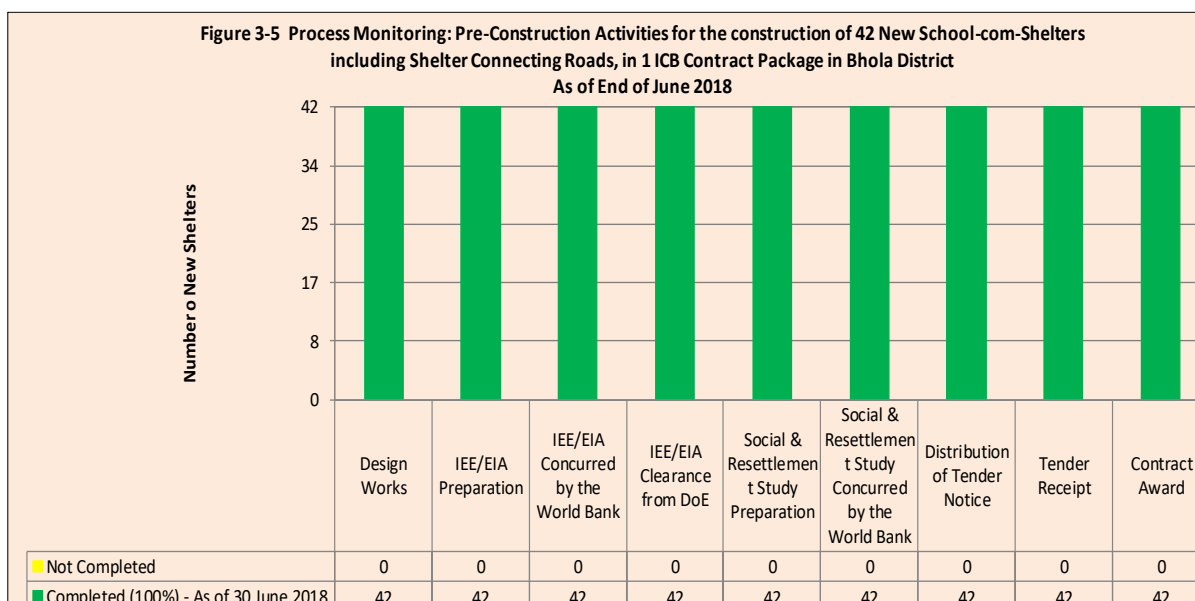


All the pre-construction activities for the construction of the above-mentioned Contract Package had already been completed.

iii) Bhola District: 42 New School-cum-Shelters [Contract Package: LGED/MDSP-II-7-LPI-O-NW-02]

As of end June 2018, pre-construction activity for the Contract Package covering construction of 42 new school-cum-shelters including shelter connecting roads is presented in **Annex 3B**.

These are shown graphically in **Figure 3-5** below:

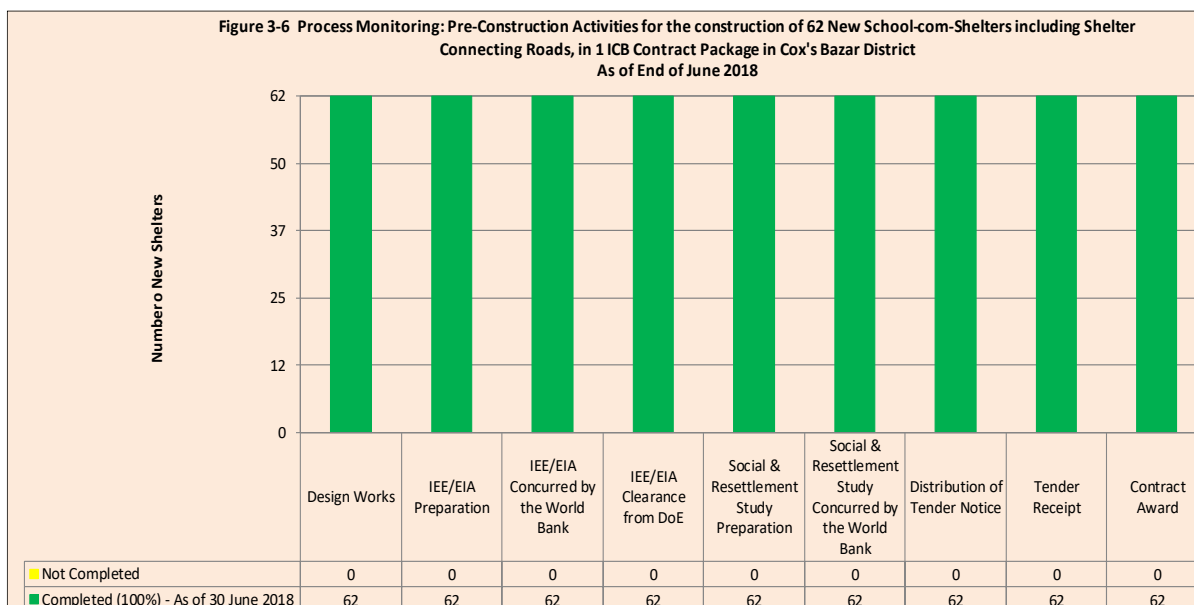


All the pre-construction activities for the construction of 42 new school-cum-shelters of the above package had already been completed.

iv) Cox's Bazar District: 62 New School-cum-Shelters [Contract Package: LGED/MDSP/COX/14-15/NW-04]

As of end June 2018, preconstruction activity for the above Contract Package covering construction of 62 new school-cum-shelters including shelter connecting roads is presented in **Annex 3B**.

These are shown graphically in **Figure 3-6** below:

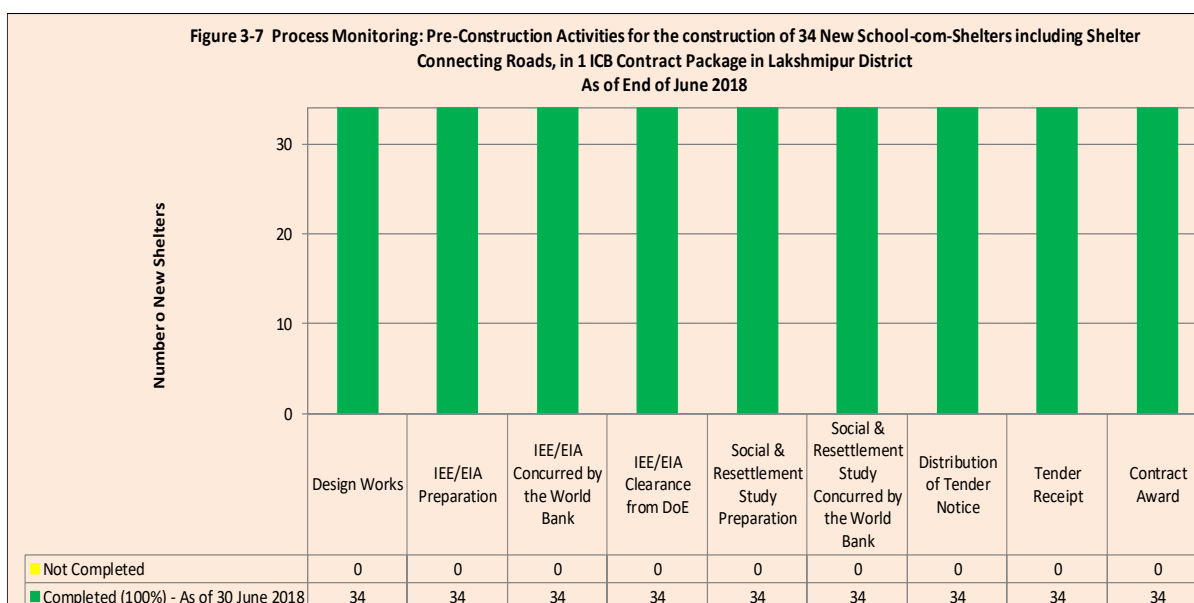


All the pre-construction activities for the construction of 62 new school-cum-shelters of the package had already been completed.

v) Lakshmipur District: 34 New School-cum-Shelters [Contract Package: LGED/MDSP/LAK/14-15/NW-06].

Upto June 2018, pre-construction activity of the ICB Package covering construction of 34 nos. new school-cum-shelters including shelter connecting roads is presented in **Annex 3B**.

These are reflected graphically in **Figure 3-7** below:

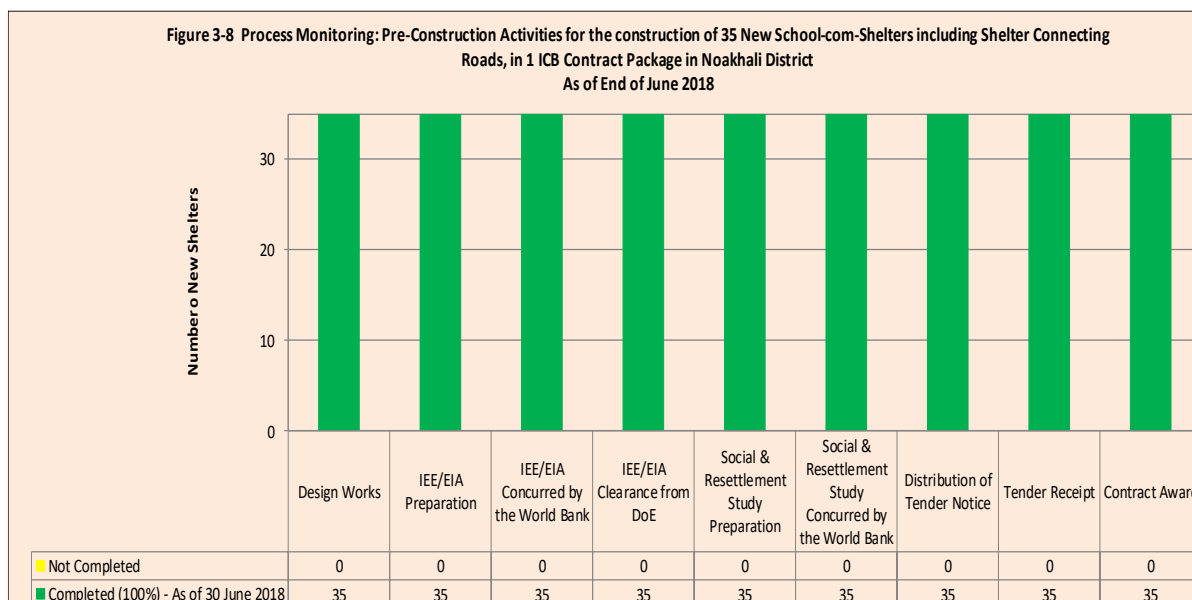


All the pre-construction activities for the construction of 34 new school-cum-shelters had already been completed.

vi) Noakhali District: 35 New School-cum-Shelters [Contract Package: LGED/MDSP/LAK/14-15/NW-09].

As of end June 2018, preconstruction activity for the above Contract Package covering construction of 35 new school-cum-shelters including shelter connecting roads has been completed and presented in **Annex 3B**.

Graphical representation of **Annex 3B** is given in **Figure 3-8** below:

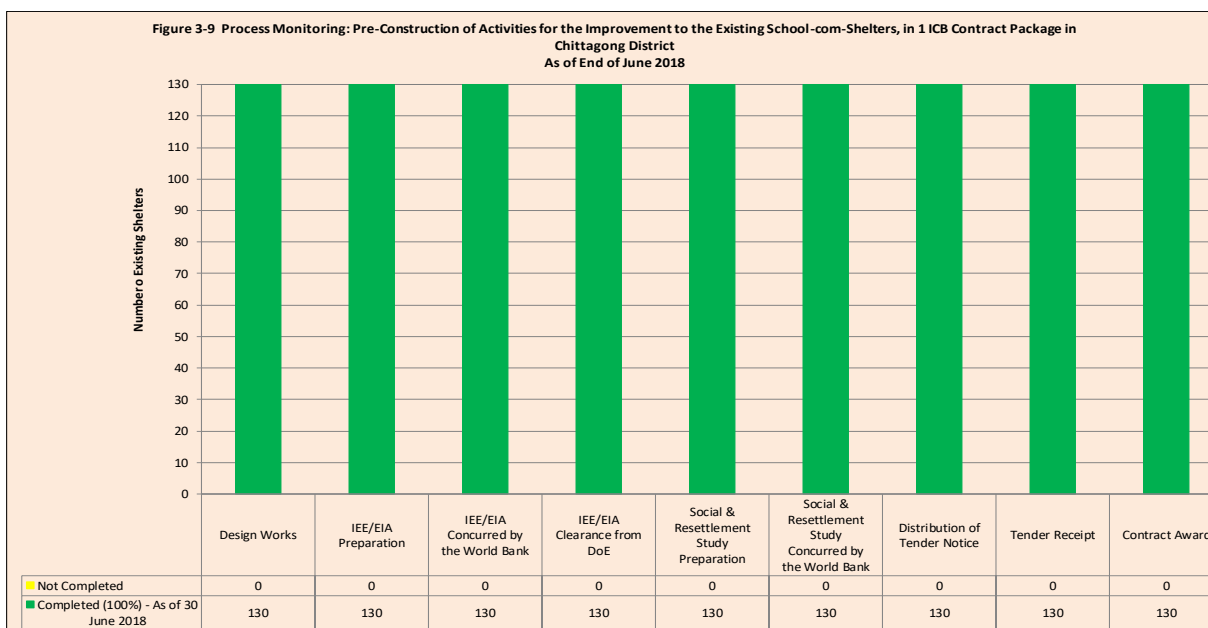


All the pre-construction activities for the construction of 35 new school-cum-shelters have already been completed.

(b) Rehabilitation of Existing Shelters

i) Chittagong District: 130 existing school-cum-shelters [Contract Package: LGED/MDSP/CHI/W-01]

Details of the pre-construction activities for the repair/improvement of 130 existing school-cum-shelters as of end of June 2018 are shown in **Annex 3C**. These are graphically shown in **Figure 3-9** below:

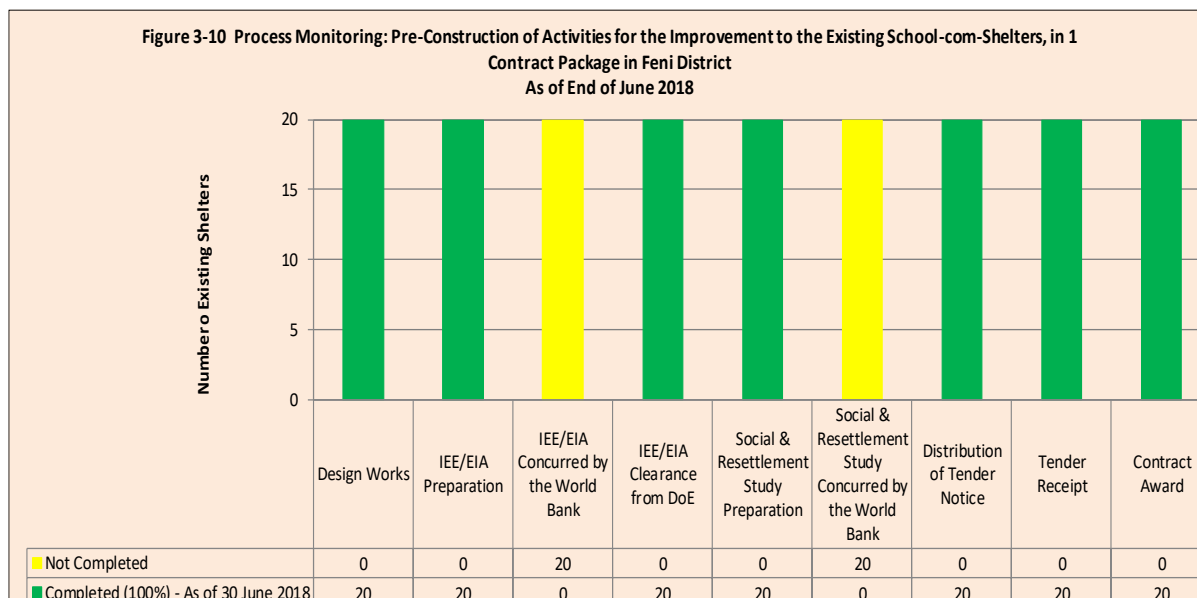


All the pre-construction activities for the improvements of 130 existing school-cum-shelters of the Contract Package in Chittagong District has already been completed.

ii) Feni District: 20 existing school-cum-shelters [Contract Package: LGED/MDSP/FENI/2015-2016/W-03]

Details of the pre-construction activities for the above package for repair/improvement of 20 existing school-cum-shelters as of end of June 2018 are shown in **Annex 3C**.

These are shown graphically in **Figure 3-10** below:



Pre-construction activities with implementation status are shown below:

- | | |
|---|------------------------|
| i) Site Selection - | Done |
| ii) Design Works, and Approval of Bidding Documents- | Done |
| iii) EA Report Preparation and Clearance- | Clearance not reported |
| iv) Social and Resettlement Study Report Preparation and Clearance- | Clearance not reported |
| v) Tendering and Approval Process- | Done |

3.4 Progress Monitoring – Construction Phase

(a) Construction of New Shelters including Shelter Connecting Roads

i) Feni district: 19 new school-cum-shelters [CPs: LGED/MDSP/FENI/2015-16/NCB/NW-01,02 & 03].

The award of contracts of contract packages 01 and 02 were made on 31 May 2016 and that of package 03 on 11 April 2016. Construction activities of the 03 contract packages covering 19 new shelters including shelter connecting roads commenced with effect from 19 April 2016.

As of end of June 2018, cumulative physical progress against revised targets in 3 CPs (i.e. CPs NW 01 to 03) are as follows:

<u>Package</u>	<u>Cumulative Targets</u>	<u>Achievements</u>
CP NW-01:	80%	32.20%
CP NW 02:	80%	39%
CP NW 03:	100%	98%

The target dates of completion of all the three packages was 31 December 2017. As the desired progress could not be achieved, completion dates of the packages 01 & 02 have been extended by 12 months i.e. upto 31 December 2018. Completion date of the package 03 has also been extended by 7.5 months i.e. upto 15 June 2018. It is seen that CP 03 has achieved 98% physical progress against 100% achievement as per revised target. The progress in CP NW-01 and NW-02 is lagging much behind.

ii) Barisal district: 58 new school-cum-shelters [CP: MDSP-II-7-LPI-O-NW-01].

Construction works of the CP covering 58 new shelters including shelter connecting roads was awarded on 26 September 2016 and is targeted to be completed in 23 November 2018.

As of end of June 2018, physical progress of the package covering 58 new shelters achieved overall progress of about 49% against cumulative target of 81%. The progress is lagging considerably behind.

iii) Bhola district: 42 new school-cum-shelters [CP: MDSP-II-7-LPI-O-NW-02].

Construction of the ICB CP covering 42 new shelters including shelter connecting roads was awarded on 27 December 2016 and is targeted to be completed on 06 March 2019.

As of end of June 2018, overall physical progress of the package is 39.50% against cumulative target as 66%.

iv) Cox's Bazar district: 62 new school-cum-shelters [CP: LGED/MDSP/COX/14-15/NW-04].

The ICB Package covering 62 nos. new shelters including shelter connecting road in Cox's Bazar District was awarded on 17 September 2017 and is targeted to be completed on 31 December 2019

As of end of June 2018, overall physical progress of the package is 15% against cumulative target as 32%.

v) Lakshmipur district: Construction of 34 new school-cum-shelters [CP: LGED/MDSP/LAK/14-15/NW-06].

The ICB Package covering 34 nos. new shelters including shelter connecting road in Lakshmipur District has been awarded on 17 September 2017 and is targeted to be completed on 31 December 2019

As of end of June 2018, overall physical progress of the package is 18.20% against cumulative target as 32%.

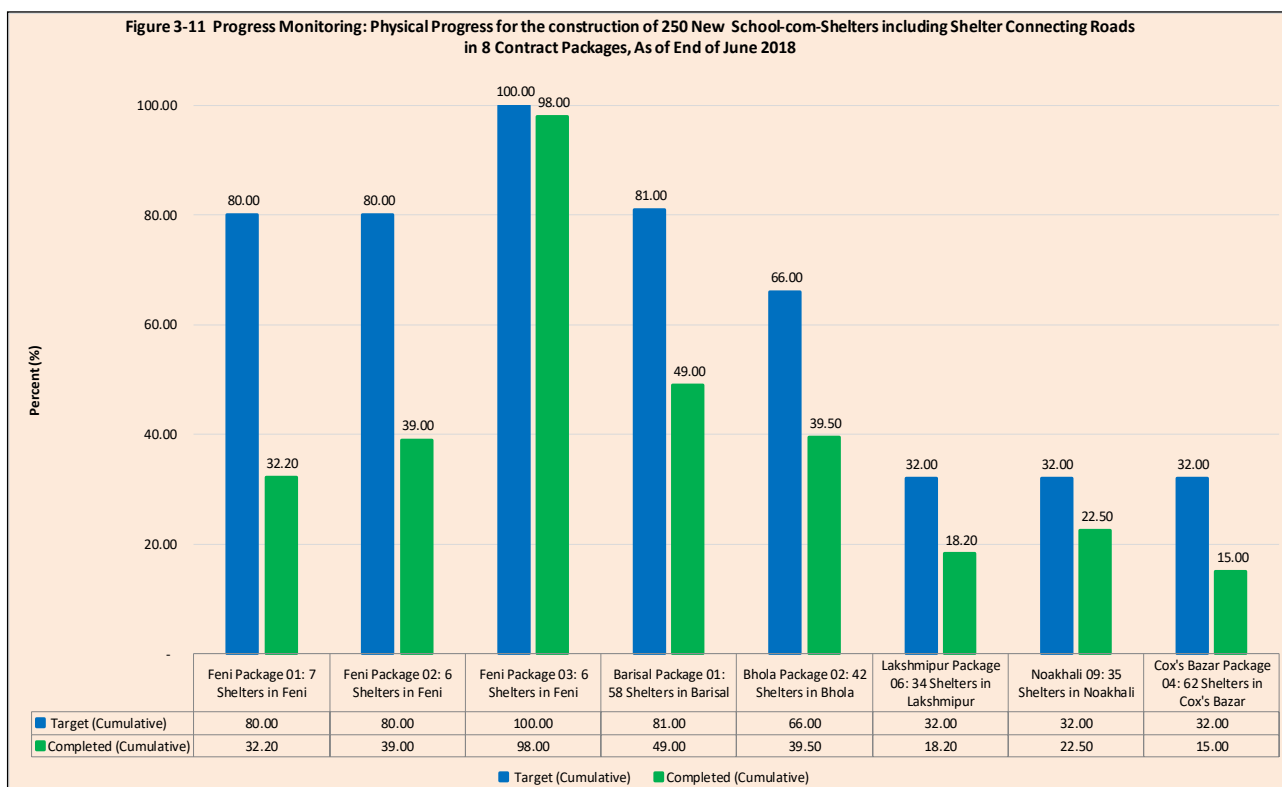
vi) Noakhali district: Construction of 35 new school-cum-shelters [CP: LGED/MDSP/NOA/14-15/NW-09]

The ICB Package covering 35 nos. new shelters including shelter connecting road in Noakhali District has been awarded on 17 September 2017 and is targeted to be completed on 31 December 2019.

As of end of June 2018, overall physical progress of the package is 22.50% against cumulative target as 32%.

Details of the construction status of each of the 8 Contract Packages in the districts of Feni, Barisal, Bhola, Cox's bazar, Laxmipur and Noakhali are presented in **Annex 3D**.

Physical progresses of the above 8 contract packages are shown graphically in **Figure 3-11** below:



(b) Rehabilitation of Existing Shelters

Total 450 nos. of existing shelters have been targeted for rehabilitation in the districts of Chittagong, Feni, Cox's Bazar, Laxmipur, Noakhali and Bhola.

Chittagong district: Rehabilitation of 130 nos. of existing shelters [LGED/MDSP/CHI/W-0]

One ICB package covering 130 nos. old shelters has been awarded on 24 May 2017. LGED signed contract with M.A.H Construction Ltd. on 19 June 2017.

The Contractor has commenced works in 26 out of 130 nos. existing shelters in Chittagong district as described below. No progress in physical terms has been reported in the D&S Consultant progress report. As per target, **75%** of physical progress was supposed to be achieved by 30 June 2018.

Boalkhali UZ: Work is in progress in 2 shelters out of 2; Anwara UZ: 8 shelters out of 23; Satkania UZ (1 shelter out of 4); Banshkhali UZ (1 shelter out of 20); Fatikchhari UZ (5 shelters out of 6); Hathazari UZ (1 shelter out of 4); Mirsharai UZ (1 shelter out of 14); Patiya UZ (1 shelter out of 6); Rangunia UZ (3 shelters out of 4) & Sitakundu UZ (3 shelters out of 11).

The Contractor has supplied high and low benches in 25 shelters per BoQ item of furniture supply.

Feni district: Rehabilitation of 20 nos. of existing shelters [LGED/MDSP/FENI/W-03]

The CP covering rehabilitation of 20 nos. old shelters has been awarded on 22 October 2017 and Contract has been signed on 26 October 2017.

The Contractor has commenced works only in 11 existing shelters in Sonagazi UZ (8 shelters out of 8) and Chhagalniya UZ (3 shelters out of 3) in Feni district. Physical progress in 10 shelters has been reported to vary from 80%- 90%.

4. Supervision of the Implementation of the Environmental and Social Safeguards Requirements (Task 7).

The Environmental and Social Management Framework (ESMF) has been specially prepared for MDSP by LGED to take care of the environmental and social safeguard issues arising out of implementation of project interventions.

The Environmental and Social part of ESMF requires the conduct of environmental impact assessment and social impact assessment studies of the individual subprojects complying with the GoB and WB environmental and social safeguard policies.

4.1 Environmental Assessment (EA)

All the shelters will be subject to prior environmental assessment in order prevent execution with significant negative environmental impacts. The purpose of EA is to get relevant environmental concerns addressed before start of construction activities to ensure identification of probable environmental impacts, mitigation measures thereof, preparation of Environmental Management Plan (EMP) which will be budgeted for.

Progress of Environmental Assessment Studies.

The D&S Consultants have completed EA study of total 250 new disaster shelters in the districts of Barisal- 58 nos, Bhola-42 nos, Feni-19 nos, Cox's Bazar-62 nos, Lakshmipur-34 nos and Noakhali- 35 nos.

The Consultants have also completed EA study of 130 nos of rehabilitation shelters only in Chittagong district.

Site specific Environmental Management Plans (EMP) have formulated in the studies. The cost of the implementation of the EMPs at each shelter has been included in the BoQ.

These reports were sent to WB for review and concurrence. After due review, WB has issued concurrence.

Supervision of Implementation and Compliance of EMP

- It is the basic responsibility of the contractor to implement the EMP as per provision of the terms of contract. The community organizer engaged by the contractor plays a key role in the implementation of the EMPs.
- The Environmental Specialist of the D&S consultant in cooperation with the LGED field supervision staff will supervise and periodically report the implementation and compliance status of the site specific EMP.
- The M&E consultant will be responsible to oversee the implementation and compliance EMPs and make periodical report in the form of Field Visit Report (FVR) and Quarterly/ Annual Monitoring Report.

M&E Consultant Observations on the Compliance of Environmental Safeguards.

The Environmental Management Plan (EMP) for Shelters/ SCRs generally include 14 nos. environmental management safety measures which have been included in the Bill of Quantities (BoQ).

The average cost of EMP per shelter is about BDT 4,50,000. The cost of construction of the temporary school shed is not included in the cost mentioned above.

The findings of the M&E Consultant in respect of the compliance of the safety measures as observed during field visits in Barisal and Bhola are mentioned below:

- i) **First Aid Box (2 nos.):** The standard contents of a first aid box would be the following: sterile gauge, adhesive tape, adhesive bandages of several sizes, antiseptic wipes- detol/ savlon, haxasol, soap, antibiotic cream, scissors, safety pins, thermometer, plastic gloves, flashlight, water purifier tablet, common disaster recovery medicines etc. Generally, first aid boxes with some appliances and medicine were available at all visited shelter sites.

- ii) **Site Cleaning and Preparation:** This include site cleaning, protective fencing of site, erection of sign board. This has been generally done. Protective fencing should cover the entire site.
- iii) **Grass turfing:** Turfing work will be at the completion of work.
- iv) **Vegetation and Tree Plantation:** The item is yet to be done.
- v) **Supply of Water Filter (3 nos):** Water filter for safe drinking purposes have been seen at site offices. Labors should have easy access to the water filters.
- vi) **Provision of Safety Gear for Workers:** Safety gears (helmet, gloves, gum boot, vests, eye protection glasses etc.) for workers have been procured and the some of the workers use the sfety gears. There is need for more motivation of the labors to use the safety gears.
- vii) **Training on Implementation of Safety Measures:** It has been reported that motivation training on the implementation of the environmental management plan have been conducted. The persons trained for the purpose should be mentioned in the quarterly environmental monitoring report as periodically published by the D&S Consultants.
- viii) **Construction of Temporary Sanitary Latrine for Labors (one for male and one for female):** Mostly the sanitary latrines for labors have been made but overall quality of latrines should be improved.
- ix) **Waste Disposal Facility:** No planned practice of stockpiling of construction debris has been observed. Generated debris and garbage are kept haphazardly. Debris, garbage and wastes must be removed and stockpiled to a selected distant place. If need be, waste disposal area should be hired.
- x) **Dust Suppression Measures:** Suppression of dust providing cover over sand has been observed at some places but in majority places the measure has been ignored.
- xi) **Safety Warning Sign:** Safety warning signs in English have been posted at site.
- xii) **Tubewell for Labors:** Found available at each site.
- xiii) **Construction of Temporary School Sheds** (As applicable). In case of demolishing existing dilapidated school buildings, alternative temporary sheds for schooling purposes are constructed. Provision of extra cost is made for the purpose. The quality of the temporary sheds should be improved with proper ventilation arrangements and safety fencing. The D&S Consultant may consider to prepare a typical design of the temporary school sheds.

Besides above, environmental hazards like **noise pollution, water pollution, drainage congestion** etc. are created due to construction works. Proper measures to address the above issues should be undertaken by the contractor.

4.2 Social Assessment (SA)

As per ESMF of MDSP, all the shelters will be subject to prior social assessment in order to address the social impact of individual shelters complying with the GoB and WB social safeguard policies. The social assessment mainly comprises of (i) beneficiary assessment, (ii) stakeholder analysis, and (iii) impact assessment related to land acquisition and displacement of PAPs (authorized and unauthorized) from the lands.

Social Assessment enable outlining baseline socio-economic profiles at the shelter areas and the vulnerability of the community to natural disasters and the need for disaster shelters. It also covers assessment of social issues related to site selection, shelter design, methods of obtaining lands for construction, identify impacts of project interventions to prepare Social Management Plan (SMP) and Resettlement Action Plan (RAP) where required. A Grievance Redress Mechanism (GRM) is in place at each shelter for receiving complaints and suggestions, and settlement of grievances.

Progress of Social Assessment (SA) Studies.

After completing social screening of the targeted shelters in different districts, the D&S Consultants have finalized a total of 250 new disaster shelters in the districts of Barisal- 58 nos, Bhola-42 nos, Feni-19 nos, Cox's Bazar-62 nos, Lakshmipur-34 nos and Noakhali- 35 nos. With similar exercise, they have selected 130 nos. of rehabilitation shelters only in Chittagong district.

LGED is reported to have prepared SA reports containing SMPs of all the new and rehabilitation shelters. These have been sent to WB for review and concurrence. It is learnt that WB has issued concurrence of the reports.

Responsibility for Supervision, Implementation and Compliance of SMP

- The Sociologist/ Resettlement Specialist of the D&S consultant in cooperation with the LGED field supervision staff will implement the SMP. Quarterly monitoring report on compliance of SMP during construction of shelters/ shelter connecting roads is prepared and circulated by the D&S Consultants.
- The M&E consultant will be responsible to oversee the implementation and compliance SMP/ RAP and make periodical report in the form of Field Visit Report (FVR) and Quarterly/ Annual Monitoring Report.

Observations of the M&E Consultants on Compliance of Social Safeguards.

During social screening phase of Shelters, LGED select only those shelter sites where there will be no requirement for land acquisition and preparation of RAP involving settlement of the PAPs. The shelters are mostly built in the premises of Government Primary Schools.

During field visit, no problem relating to land and resettlement of PAPs was observed. However, it was noticed in some premises, shelters are being constructed spoiling existing playground. The existing facilities like playground, rural road network etc. should not be disturbed creating obstruction to general mobility of the people of the society.

Grievance Response Mechanism (GRM)

The project has developed a Grievance Response Mechanism to answer to queries and address complaints and grievances of the affected persons. A handout on GRM has been prepared in Bengali and distributed to the stakeholders.

Grievance Redress Committees (GRC) have been formed at UZ, district and HQ level.

WB has suggested the following for strengthening effectiveness of the GRM:

- i) A designated complaint e-mail address (complaints@mdsp.org) to be set up under the website;
- ii) Any complaint would be reviewed by a designated focal person. He would transmit copy of the complaint to PD, PMU and the TL, D&S Consultant;
- iii) All emails submitted will be acknowledged with a receipt and include a telephone contact number in main office;
- iv) The focal person would forward the complaint to relevant persons at field level for resolution;
- v) Once resolved, focal person would respond to the email address to indicate that the complaint has been resolved.

In addition, the shelter sign boards would show the a) mobile nos. of the UZ Engineer and Executive Engineer of LGED and b) the website and the designated complaint email address of the project.

During field visits, it has been observed that LGED has complied the mission suggestion by installing additional display board containing the above information.

5. Operational Risk Assessment Framework (ORAF)

Project specific risks originate mainly on procurements, financial management and activities relating to implementation. The assessment of the operational risks of the project have been adequately identified in the PAD of MDSP. The overall risk of MDSP has been rated as 'Substantial' in the PAD. The risk rating has been based on the governance risk present in the country, the fiduciary risks related to large procurement packages, and risks related to delivery of monitoring and supervision. Parallel to the identification of risks, PAD has put in place several risk mitigation measures in the ORAF to address specific related risks.

The compliance status of the Matrix of ORAF as of end of June, 2018 has been given in **Annex 4**.

6. Governance and Accountability Action Plan (GAAP)

PAD of MDSP identifies specific measures to ensure good governance and minimize fraud and corruption risks of the project. The specified measures of GAAP is subject to adjustment as necessary during project implementation. The update status of compliance of GAAP indicators as of June, 2018 have been monitored by LGED in cooperation with the independent M&E Consultants which is presented in **Annex 5**.

7. Field Visits

Since commencement of the Monitoring and evaluation activities of MDSP, the M&E Consultant undertook several field visits in order to a) monitor, evaluate and track project progress, inputs, outputs and outcomes, b) oversee compliance of social and environmental safeguards and c) observe overall transparency and governance during project implementation.

The M&E Consultants undertook 6 field visits in different times to different MDSP sites till the year 2017. As per terms of contract, the periodical field visit reports were addressed to the Chief Engineer, LGED and shared with all concerned including WB.

In continuation to the previous field visits upto 2017, the M&E Consultants undertook two field visits during first quarter (January-March) of the year 2018. The 1st visit was at Chittagong district with effect from 05 February to 06 February 2018. The field visit report to Chittagong district was circulated to all concerned vide no. MDSP-M&E/FVR/26 dated 19.02.2018.

The second field visit was at Cox's bazar district MDSP sites with effect from 28 March to 29 March 2018. The field visit report to Cox's Bazar district was circulated to all concerned vide no. MDSP-M&E/FVR/28 dated 04.04.2018.

During the second quarter (April-June) of the year 2018, the M&E Consultants undertook three field visits in the districts of Noakhali, Laksmipur and Feni districts. The field visit reports of Noakhali, Laksmipur and Feni districts were circulated to all concerned vide no. MDSP-M&E/FVR/31 dated 22.05.2018; MDSP-M&E/FVR/32 dated 30.05.2018 and MDSP-M&E/FVR/33 dated 04.06.2018 respectively.

8. ICT Monitoring by the M&E Consultants (Tasks 5 & 11)

The M&E ICT Monitoring System to support M&E activities consists of two components:

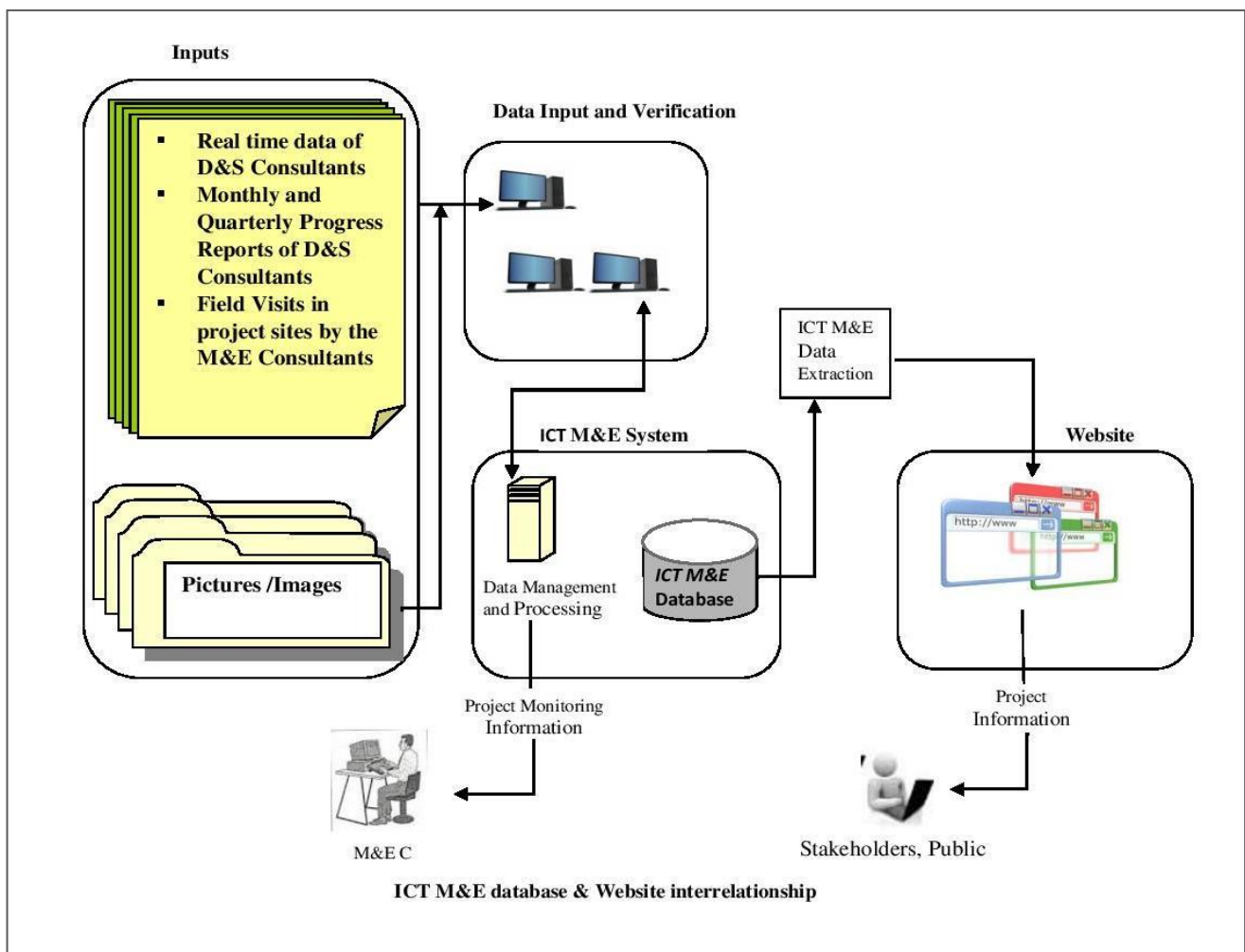
- The ICT M&E database
- The ICT M&E web site

The ICT M&E database contains all the textual data required for MDSP. A Database Management System (DBMS) is used to enter, store, process and analyze the data and present the result thereof.

ICT M&E database: Development of ICT M&E database by the M&E Consultant is in progress.

ICT M&E data base and website inter-relationship is shown in **Figure 8.1** below.

Figure 8.1: ICT M&E database and website inter-relationship.



ICT M&E Website:

Design of ICT M&E website by the M&E Consultant has been completed. Approval of hoisting the website had been sought from LGED. PD, MDSP informed that the WB has suggested to use the existing MDSP website instead of having a separate website for M&E Consultant of MDSP. A Sub Menu for the M&E Consultant can be added in the existing MDSP website. The PD, MDSP, LGED agreed to organize a tripartite meeting with PD, MDSP, D&S Consultants and the M&E Consultant to discuss the issue and come to a conclusive design in the regard.

The contents of the **M&E Sub Menu** are as follows:

M&E Sub Menu

▶	ICT M&E database and Website Inter relationship	
▶	Result Framework	
▶	Tracking of RF Key Indicators	
▶	Analytical	
▶	Graphical	
▶	Safeguard Issues	
▶	Social	
▶	Environmental	
▶	Progress Monitoring	
▶	Publication of Reports	
▶	Inception Report	
▶	M&E Framework	
▶	Baseline Survey Report	
▶	Quarterly M&E Reports	
▶	Annual M&E Reports	
▶	Field Visit Reports	
▶	Mid Term Evaluation Report	
▶	Prepare inputs for PCR	
▶	Prepare inputs for ICR	
▶	Photo Gallery	

9. Recommending Appropriate Corrective Actions and Recommendations (Task 6)

There are no major recommendations for corrective actions at this stage. However, we would like to mention that the project progress leading to the attainment of Project Development Objective (PDO) indicators as outlined in the PAD is lagging much behind compared to the target fixed upto the 1st quarter of the year 2018 (**Table 2.1**). It is therefore of prime importance that full and concerted efforts are to be made by all concerned to make up the slippage and achieve targeted progress from baseline **60% to 70% for P-1** and baseline **0.00 to 557,500 nos. for P-2** respectively of PAD indicators ending **year 2018**.

We made specific recommendations in respect of performing proper monitoring of environmental safeguard compliance and social safeguard compliance vide our nos. MDSP-M&E/15 dated 06 .09.2017 and MDSP-M&E/14 dated 20.08.2017 respectively.

We have also prepared an updated screening format for social safeguard study of subprojects as circulated vide our no. MDSP-M&E/16 dated 07 09.2017. We will recommend use of the updated screening format for use in the social studies of the remaining subprojects.

We will recommended that the M&E Consultant may please be kept under the mailing list of PMU, D&S Consultant and the WB in respect of inter-transmission of important documents like Environmental Assessment (EA) Report; Social Assessment (SA) Report; WB's concurrence of the safeguard reports; WB's Aide Memoire and other related important documents. This will facilitate the M&E Consultant in the efficient performance of the monitoring and evaluation works of project implementation.

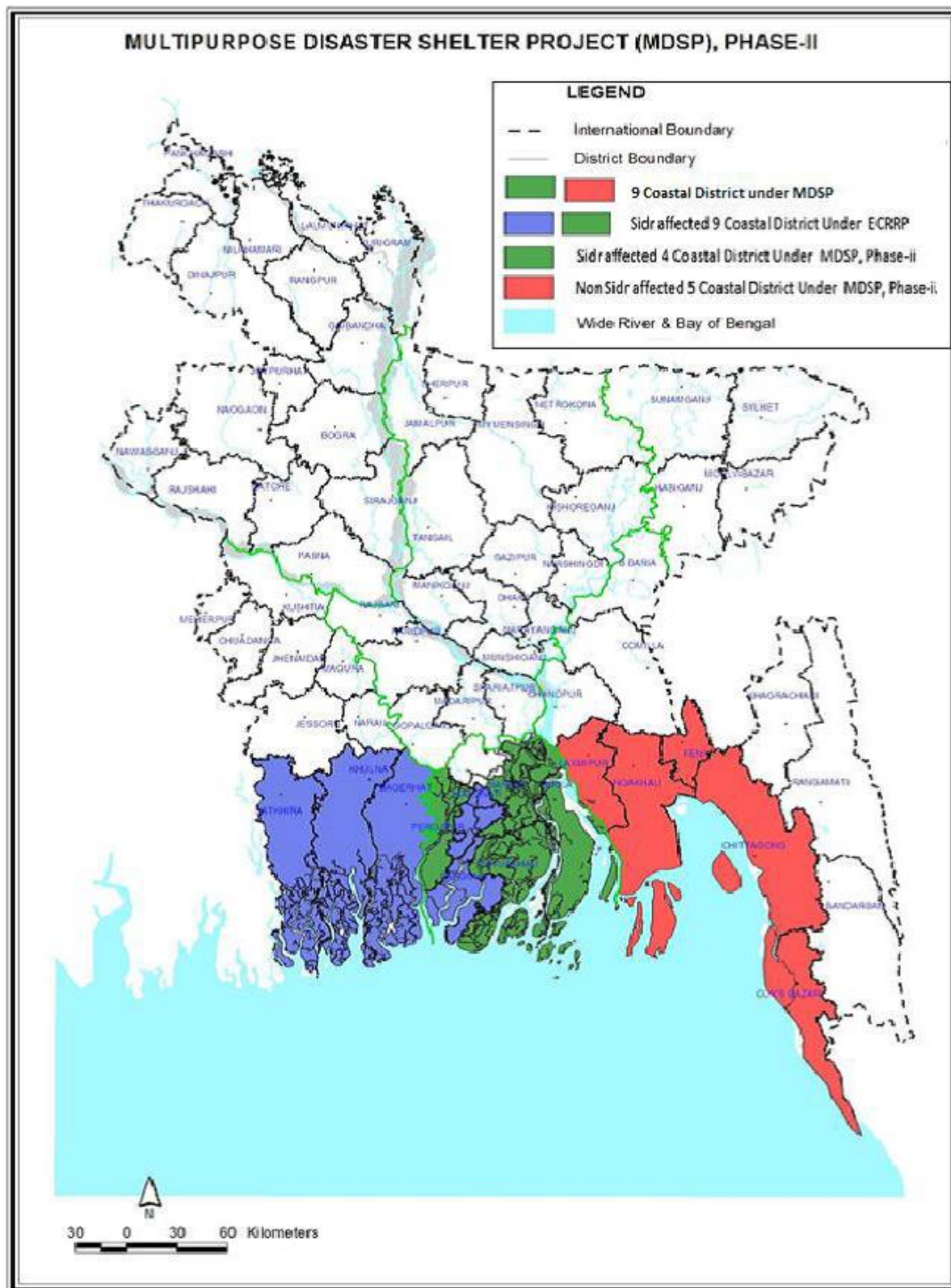
10. Preparation and Submission of Reports (Tasks 8, 9 & 10)

The following reports have been prepared and submitted by the M&E Consultant:

- 1) Inception Report – The draft version of the Inception Report was submitted on 29 November, 2016. Taking into consideration the comments of different stakeholder (PMU, LGED and the World Bank), the final version was submitted on 11 January 2017.
- 2) Detailed M&E Framework/Strategy Report – As discussed in Section 4.2, the draft version was submitted in January 2017. Incorporating the comments and observations from the PMU and the World Bank, the Comprehensive M&E Framework/ Strategy Report for MDSP was finalized and submitted on 30 March 2017.
- 3) Development of Baselines - The M&E Consultant undertook the Baseline Survey with effect from May 07, 2017 through hiring an experienced social survey firm “Bangladesh Institute of Social Research (BISR)” as a first step to establish the pre-intervention situation against which progress towards targeted indicators in the Project Results Framework would be measured. Field survey has been completed. Data editing and consolidation, data entry, data analysis and preparation of the report has been done. The final report has been published and shared with all stakeholders on 14 October 2017.
- 4) Quarterly Monitoring & Evaluation Report – Quarterly Monitoring and Evaluation Reports are prepared by the M&E Consultants at the end of each quarter of the year. The Quarterly Monitoring & Evaluation Report (as of end of June 2018) is the 4th quarterly report of the M&E Consultant covering the TOR and reflecting issues for attention regarding implementation of MDSP as of end of June 2018.
- 5) Annual Monitoring & Evaluation Report- The first Annual Monitoring and Evaluation Report of MDSP for the Year 2017 was circulated vide No.MDSP-M&E/24 dated 23 January 2018. The next Annual Monitoring and Evaluation Report for the Year 2018 will be published in January 2019.
- 6) Field visit Reports- Periodical field visits are undertaken by the M&E Consultants and the field visit reports with observations are shared with all concerned.
- 7) Mid-term Review Report – Not yet due.
- 8) Final/ Project Implementation Completion Report (PICR) - Not yet due.

5. Annexes

Annex 1: Map of Bangladesh, highlighting MDSP Project



Annex 2: Result Framework-Quarterly Targets Vs Actual Achievements of Project Indicators (Cont.)

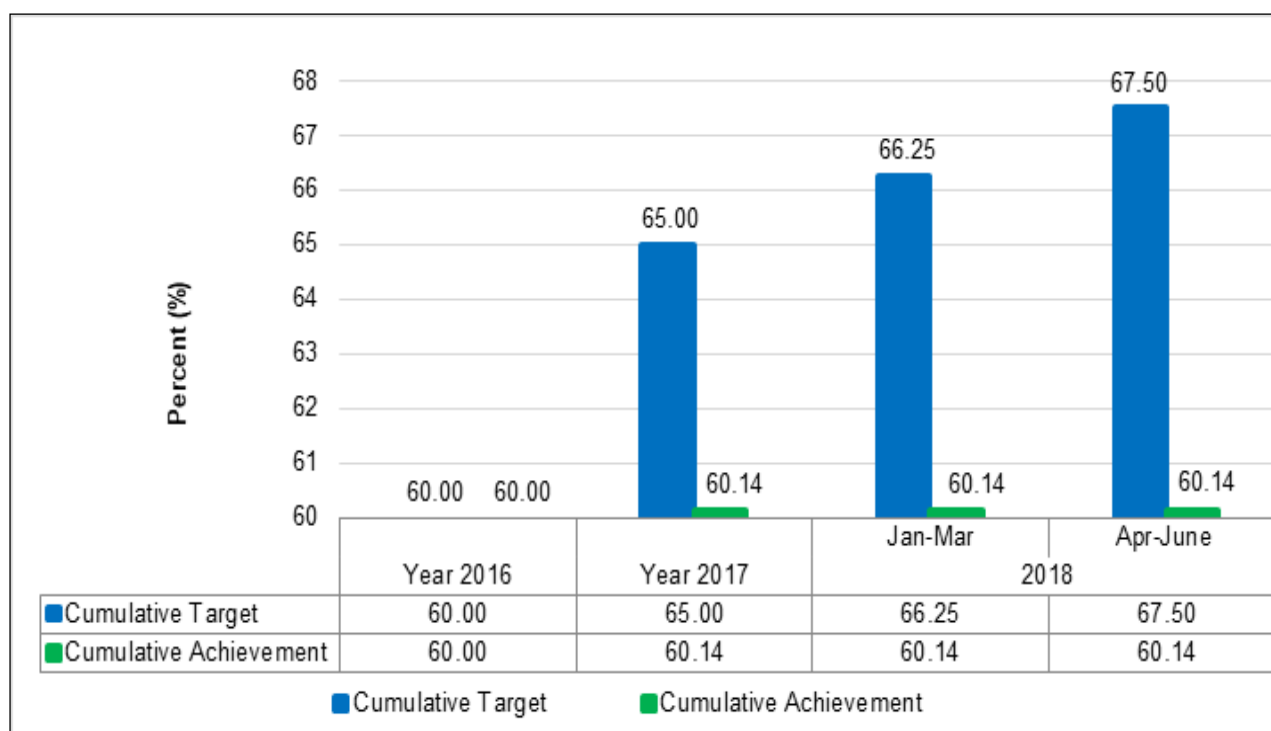
EXPECTED RESULTS	PAD INDICATORS			Unit	Cumulative Values (Calendar Year)								Reasons for Variance / Remarks
				YR1 (2016)	YR2 (2017)	YR3 (2018)				YR2 (2019)	YR2 (2020)		
						Jan-Mar 1st Qtr.	Apr-Jun 2nd. Qtr.	Jul-Sep 3rd Qtr.	Oct-Dec 4th Qtr.				
(Col. 1)	(Col. 2)			(Col. 3)	(Col. 4)	(Col. 5)	(Col. 6)	(Col. 7)	(Col. 8)	(Col. 9)	(Col.10)	(Col.11)	(Col.12)
PDO	PDO Indicators												
The development objective of this project is to reduce the vulnerability of the coastal population to natural disasters across selected coastal districts of Bangladesh.	P-1	Increase in the share of needs met of priority multipurpose disaster shelters in the targeted districts: In terms of percentage	Target (cumulative)	%	60.00	65.00	66.25	67.50	68.75	70.00	75.00	80.00	
			Actual (cumulative)	%	60.00	60.14	60.14	60.14					
			Variance: value	%	-	(4.86)	(6.11)	(7.36)					
				%	-	(97.20)	(97.76)	(98.13)					
	P-2	Number of project beneficiaries who have access to multipurpose shelters in targeted districts.	Target (cumulative)	nos.	121,500	314,500	375,250	436,000	496,750	557,500	968,500	1,236,500	
			Actual (cumulative)	nos.	-	8,580	8,580	8,580					
			Variance: value	nos.	(121,500)	(305,920)	(366,670)	(427,420)					
				%	(100.00)	(97.27)	(97.71)	(98.03)					
	Intermediate Result Indicators												
	A-1	Number of new multipurpose shelters constructed	Target (cumulative)	nos.	50.00	150.00	175.00	200.00	225.00	250.00	350.00	552.00	
			Actual (cumulative)	nos.	-	6	6	6					
			Variance: value	nos.	(50)	(144)	(169)	(194)					
				%	(100)	(96)	(96.57)	(97.00)					
	A-2	Number of multipurpose shelters rehabilitated.	Target	nos.	50.00	100.00	125.00	150.00	175.00	200.00	325.00	450.00	
			Actual	nos.	-	-	-	-					
			Variance: value	nos.	(50)	(100)	(125)	(150)					
				%	(100)	(100)	(100)	(100)					
	A-3	Access Road construction in rural areas.	Target (cumulative)	km	50.00	100.00	150.00	200.00	250.00	300.00	450.00	550.00	
			Actual (cumulative)	km	-	-	-	-					
			Variance: value	km	(50)	(100)	(150)	(200)					
				%	(100)	(100)	(100)	(100)					
	A-4	Number of classrooms built in new shelters and additional class rooms in horizontal/ vertical extension buildings of existing shelters.	Target	nos.	300.00	750.00	900.00	1,050.00	1,200.00	1,350.00	2,325.00	3,000.00	
			Actual	nos.	-	18	18	18					
			Variance: value	nos.	(300)	(732)	(882)	(1,032)					
				%	(100)	(98)	(98)	(98.29)					
	A-5	Participants (Male & Female) in consultation activities during project implementation.	Target	nos.	2,000.00	5,000.00	6,250.00	7,500.00	8,750.00	10,000.00	13,500.00	20,000.00	
			Actual	nos.	5,600.00	6,850.00	7,950.00	9,350.00					
			Variance: value	nos.	3,600	1,850	1,700	1,850					
			%	180	37	27	25						
A-6	Participants (Female) in consultation activities during project implementation.	Target	nos.	1,000.00	2,850.00	3,388.00	3,926.00	4,464.00	5,000.00	7,500.00	10,000.00		
		Actual	nos.	3,100.00	4,150.00	4,750.00	5,550.00						
		Variance: value	nos.	2,100	1,300	1,362	1,624						
			%	210	46	40	41						

Annex 2: Result Framework- Quarterly Targets Vs Actual Achievements of Project Indicators

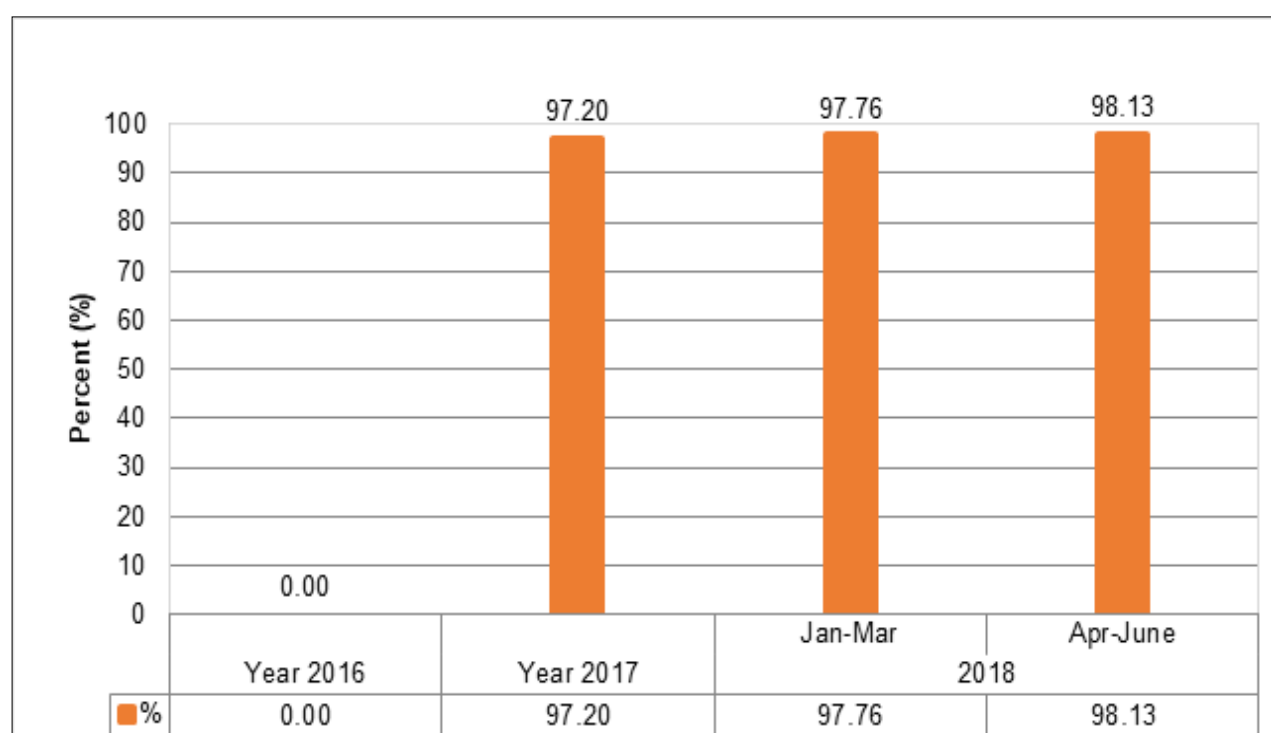
EXPECTED RESULTS	PAD INDICATORS		Unit	Cumulative Values (Calendar Year)								Reasons for Variance / Remarks	
				YR1 (2016)	YR2 (2017)	YR3 (2018)				YR2 (2019)	YR2 (2020)		
						Jan-Mar 1st Qtr. (Col. 6)	Apr-Jun 2nd. Qtr. (Col. 7)	Jul-Sep 3rd Qtr. (Col. 8)	Oct-Dec 4th Qtr. (Col. 9)				
(Col. 1)	(Col. 2)		(Col. 3)	(Col. 4)	(Col. 5)					(Col.10)	(Col.11)	(Col.12)	
EXPECTED RESULTS	ADDITIONAL INDICATORS (BEYOND PAD)												
PDO The development objective of this project is to reduce the vulnerability of the coastal population to natural disasters across selected coastal districts of Bangladesh.	Outcome Indicators												
	P-3	Increase in the share of needs met of priority multipurpose disaster shelters in the targeted districts: In terms of number	Target (cumulative) Actual (cumulative) Variance: value %	nos. nos. nos. %	3,006.00 3,006.00 - (97.20)	3,256.50 3,012.00 (244.50) (97.76)	3,319.13 3,012.00 (307.13) (97.76)	3,381.75 3,012.00 (369.75) (98.40)	3,444.38	3,507.00	3,757.50	4,008.00	
	P-4	Rehabilitation of Existing Shelters- Provide improved facilities (Modern floor, water supply, sanitation, separate toilets for men & women, separate space for disabled and maternity use, store room, solar power etc.) to vulnerable population	Target (cumulative) Actual (cumulative) Variance: value %	nos. nos. nos. %	50,000 (50,000) (100.00)	100,000 (100,000) (100.00)	125,000 (125,000) (100.00)	150,000 (150,000) (100.00)	175,000	200,000	325,000	450,000	
	P-5	Total number of project beneficiaries who have access to the multipurpose shelters under MDSP as a percentage (%) of total vulnerable population in targeted districts	Target Actual Variance: value %	% % % %	1.86 0.00 (1.86) (100.00)	4.82 0.13 (4.69) (97.27)	5.75 0.13 (5.62) (97.71)	6.68 0.13 (6.55) (98.03)	7.61	8.54	14.84	18.95	Total vulnerable population in targeted districts was obtained from baseline survey results conducted by the M&E Consultant. Baseline value of
	P-6	Provision of space for providing shelter to live stock for safety in new shelters during disasters.	Target (cumulative) Actual (cumulative) Variance: value %	nos. nos. nos. %	28,000 18,000 (10,000) (100.00)	48,000 19,200 (28,800) (96.00)	53,000 19,200 (33,800) (96.57)	58,000 19,200 (38,800) (97.00)	63,000	68,000	88,000	128,400	Baseline value of livestock population having safe shelters in the targeted districts was obtained as
	P-7	Number of livestock to have safe shelter in the multipurpose shelters as a percentage (%) of total vulnerable livestock population needing shelter in targeted districts.	Target (cumulative) Actual (cumulative) Variance: value %	% % % %	2.49 1.60 (0.89) (100.00)	4.27 1.71 (2.56) (95.88)	4.71 1.71 (3.00) (96.46)	5.16 1.71 (3.45) (96.91)	5.60	6.04	7.82	11.41	Total vulnerable livestock population in targeted districts was obtained from the baseline survey results conducted by the M&E Consultant. Baseline value of
	P-8	Increase in the student enrolment in percent due to creation of additional space and provision of modern facilities for schooling in the shelter cum schools.											Baseline data of student enrolment is being collected. Indicator based evaluation will be made at Mid-term and End of Project Survey.
	P-9	Perception on the provision of improved communication facilities for the target groups for											Baseline data has been collected. Evaluation will be
	P-10	Perception of beneficiaries on project interventions as safe haven											Baseline data has been collected. Evaluation will be made at Mid-term and End of Project Survey.
			%										
	Intermediate Result Indicators												
	A-7A	General views of the Stakeholders on Social/ Environmental Safety Issues: (a) Complying appropriate social mitigation measures before and during construction phase.	Target (cumulative) Actual (cumulative) Variance: value %	Level of Satisfaction									Stakeholders views being obtained during periodic field visits by the M&E Consultant.
	A-7B	General views of the Stakeholders on Social/ Environmental Safety Issues: (b) Complying required environmental mitigation measures before and during construction phase.	Target (cumulative) Actual (cumulative) Variance: value %	Level of Satisfaction									Stakeholders views being obtained during periodic field visits by the M&E Consultant.
	A-8	Number of trainings conducted by the D&S Consultants for the capacity building of SMCs	Target (cumulative) Actual (cumulative) Variance: value %	nos. nos. nos. %		8.00 - (8) (100)	12.00 - (12) (100)	15.00 - (15) (100)					
	A-9	Number of participants attending the training programs conducted for SMCs	Target (cumulative) Actual (cumulative) Variance: value %	nos. nos. nos. %		960 - (960) (100)	1,380 - (1,380) (100)	1,800 - (1,800) (100)					
	A-10A	ICT monitoring of number of visits made in the project sites by: (a) D&S Consultant	Target (cumulative) Actual (cumulative) Variance: value %	nos. nos. nos. %		5,263	7,101	8,801					
	A-10B	ICT monitoring of number of visits made in the project sites by: (b) M&E Consultant team members	Target (cumulative) Actual (cumulative) Variance: value %	nos. nos. nos. %		28	44	59					

Annex 2A: MDSP Results Framework Indicators

P-1: Increase in the share of needs met of priority multipurpose disaster shelters in the targeted district.

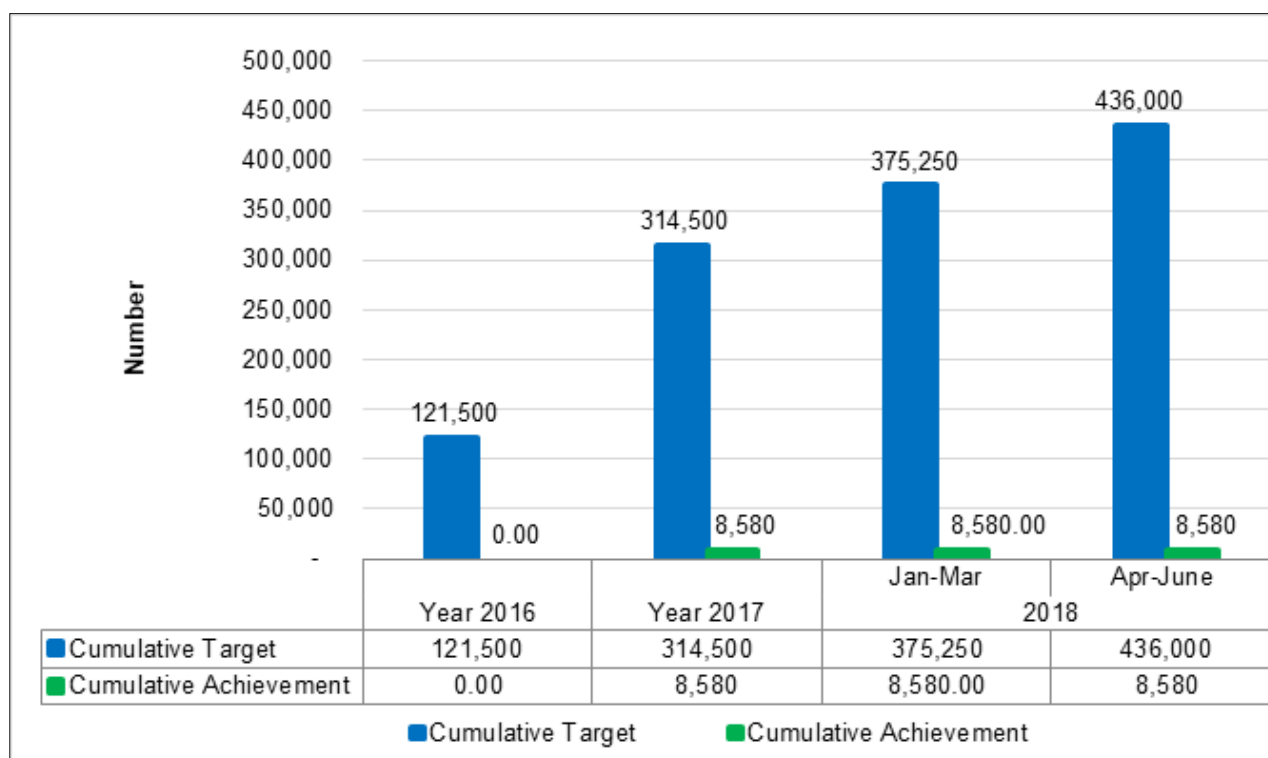


Target vs Achievement in percent (Cumulative)

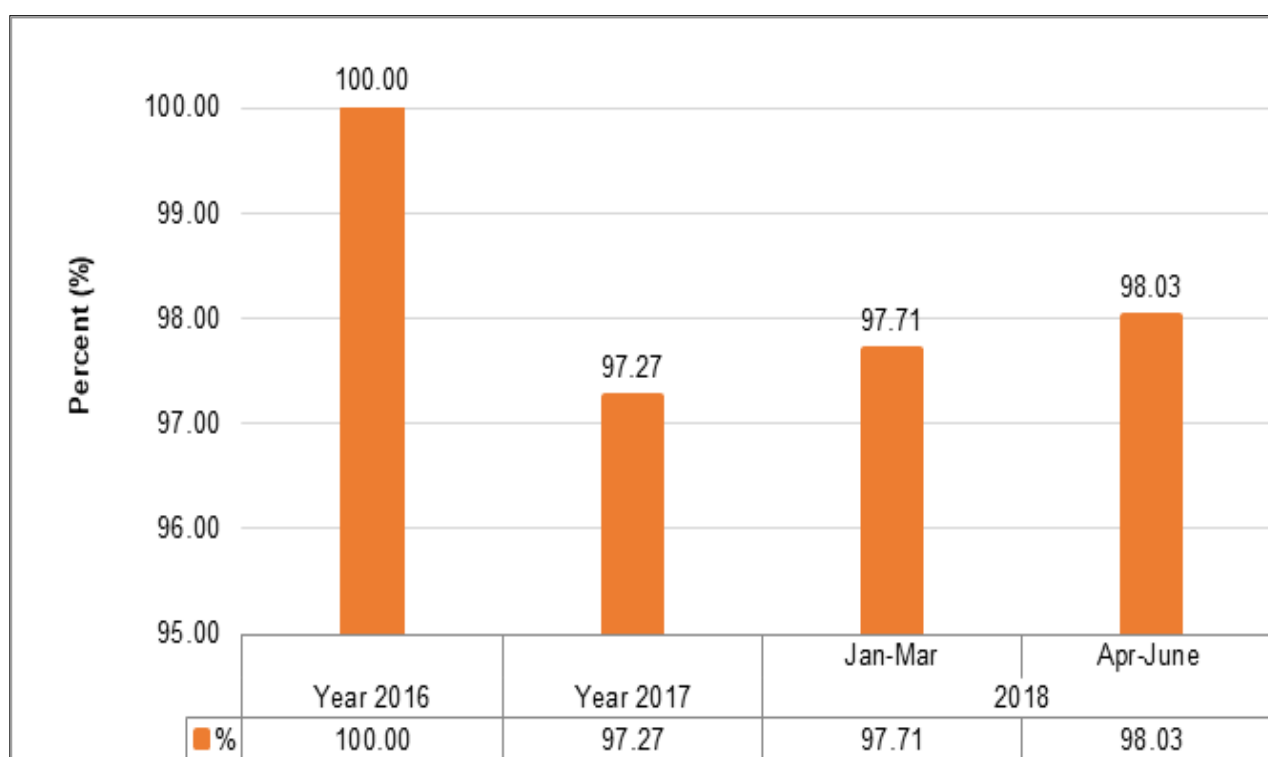


Slippage in percent (Cumulative)

P-2: Number of project beneficiaries who have access to multipurpose shelters in targeted districts.

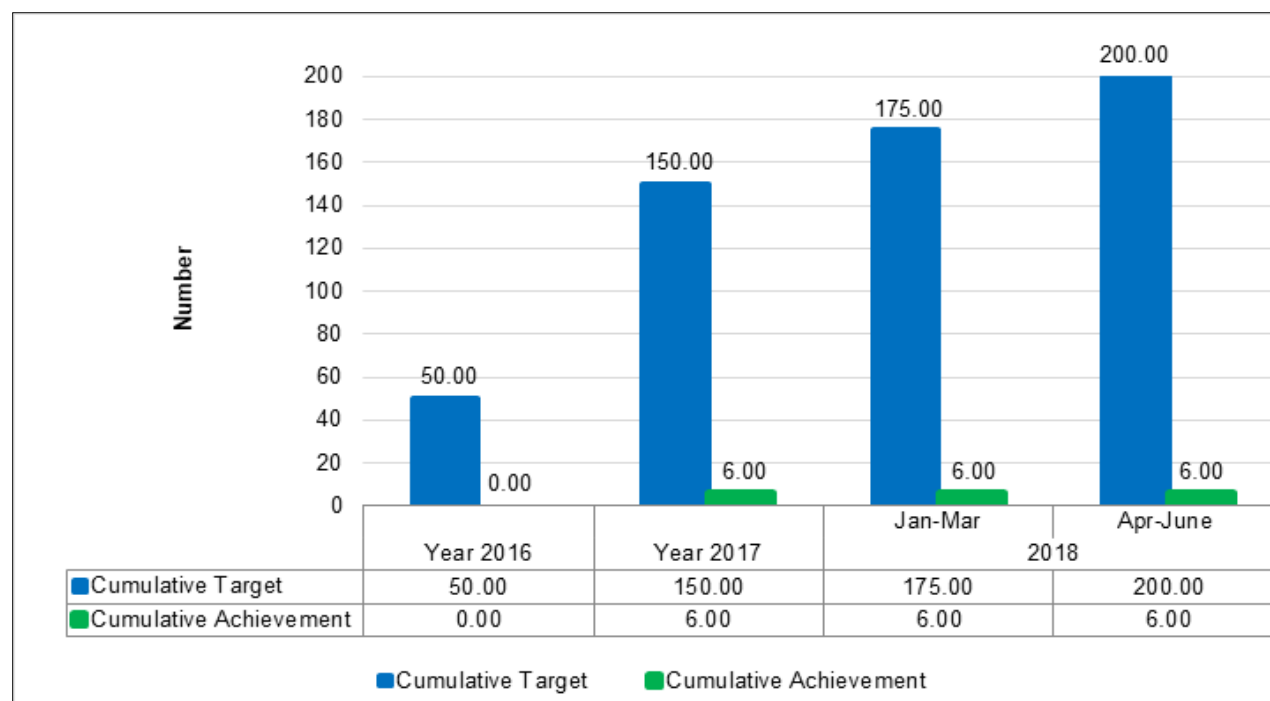


Target vs Achievement in number (Cumulative)

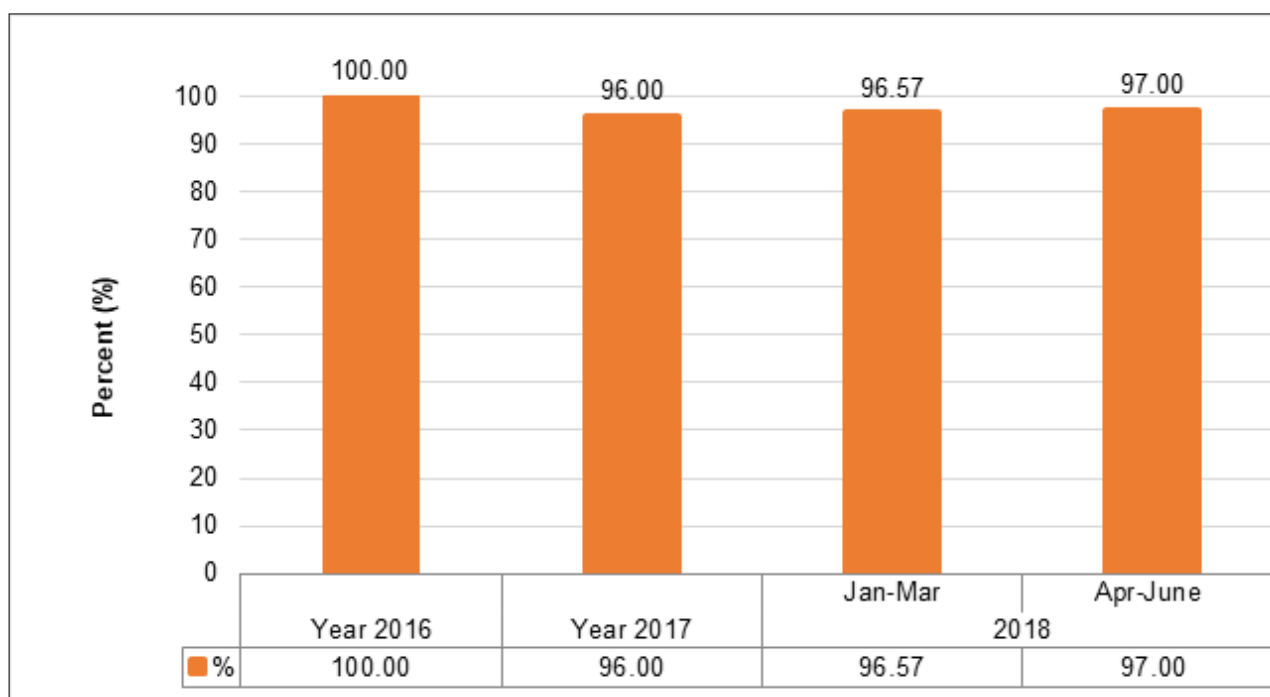


Slippage in percent (Cumulative)

A-1: Number of new multipurpose shelters constructed

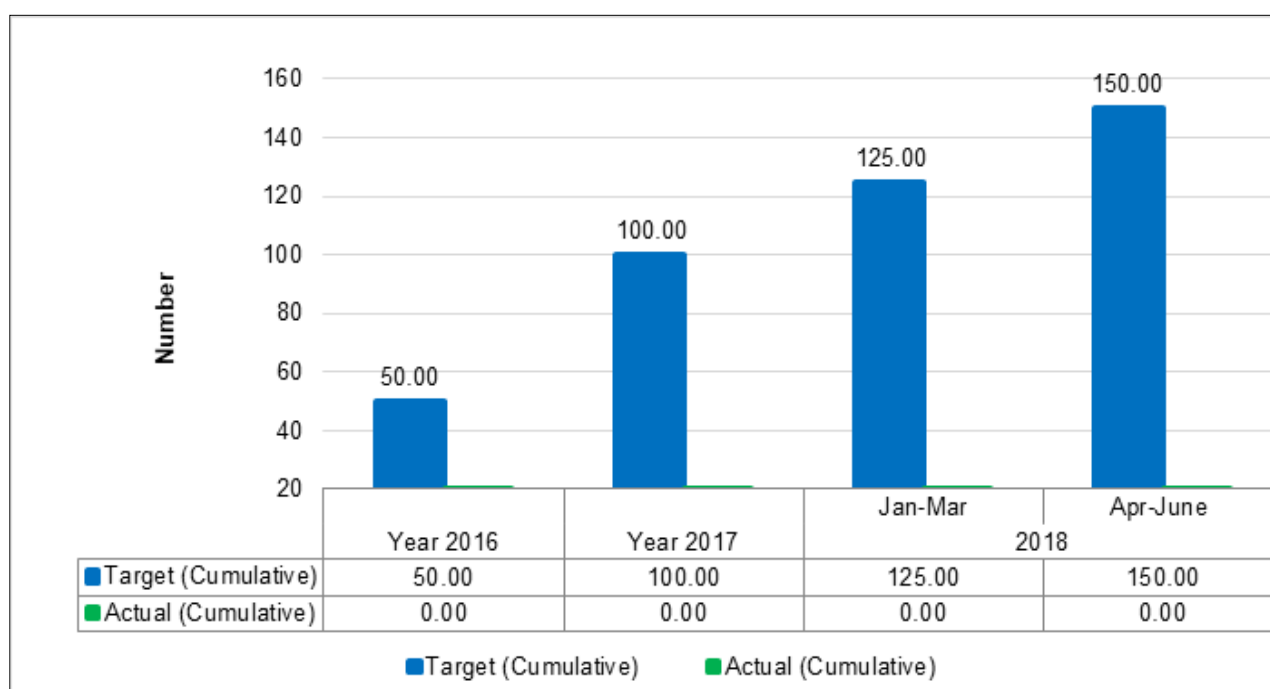


Target vs Achievement in number (Cumulative)

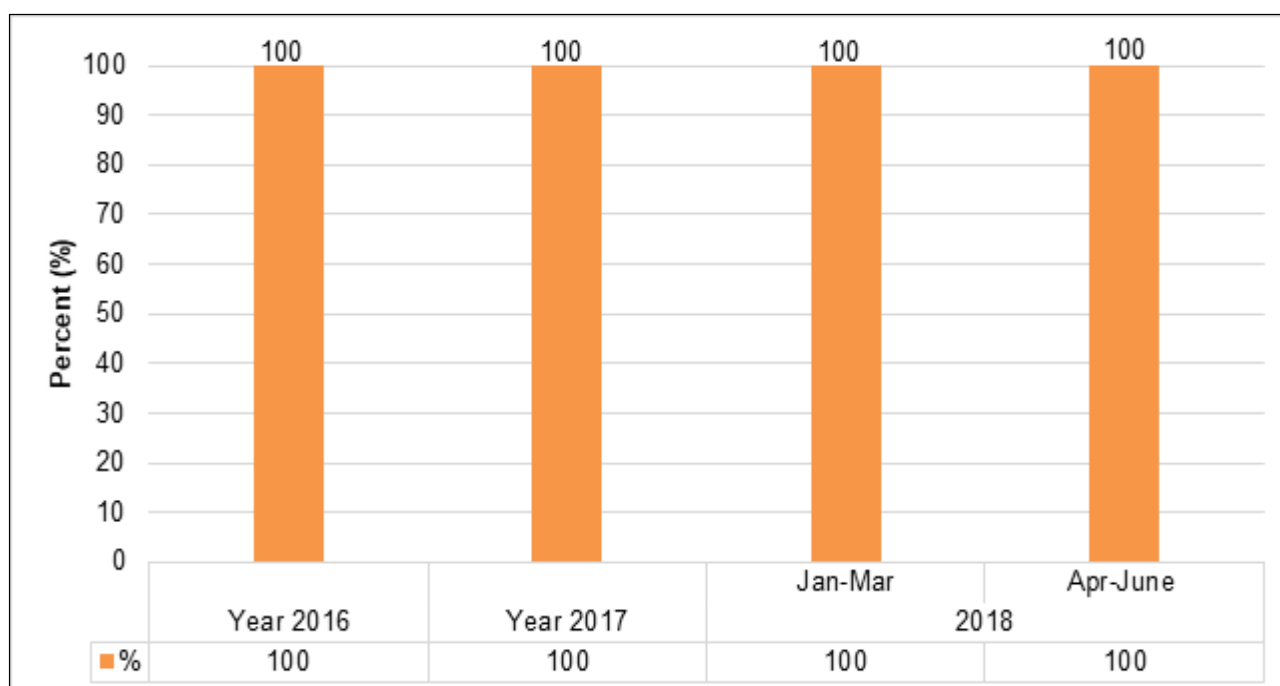


Slippage in percent (Cumulative)

A-2: Number of multipurpose shelters rehabilitated.

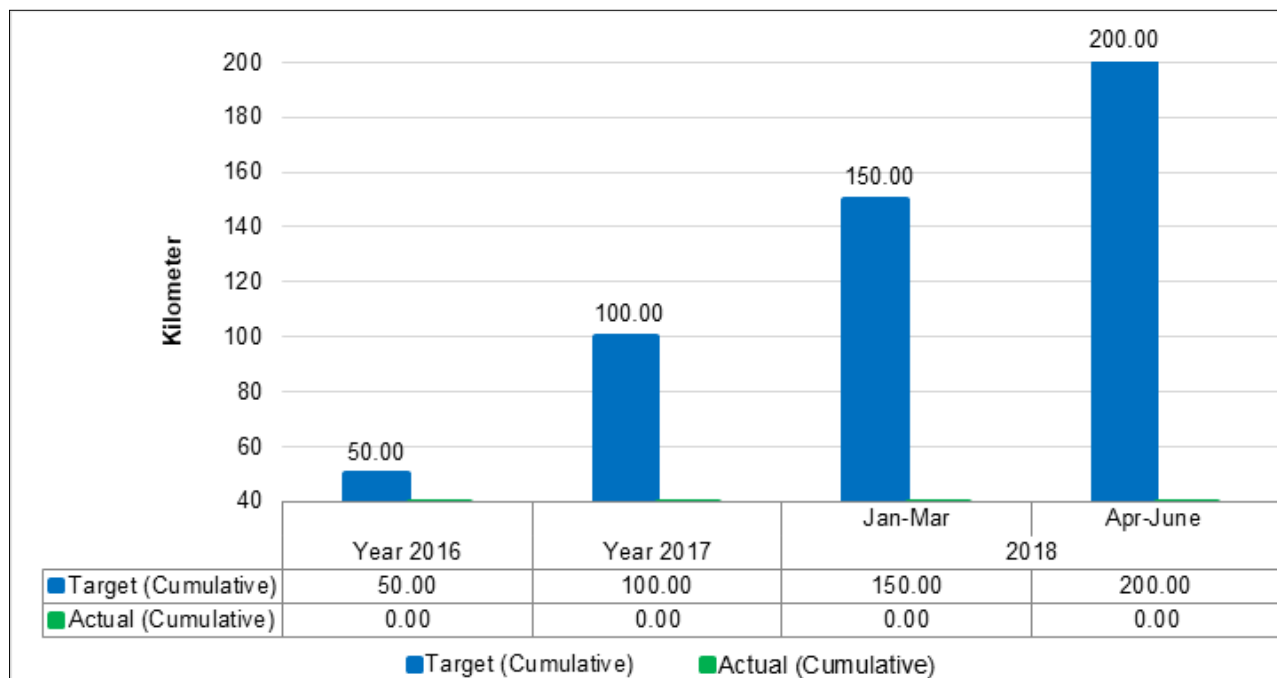


Target vs Achievement in number (Cumulative)

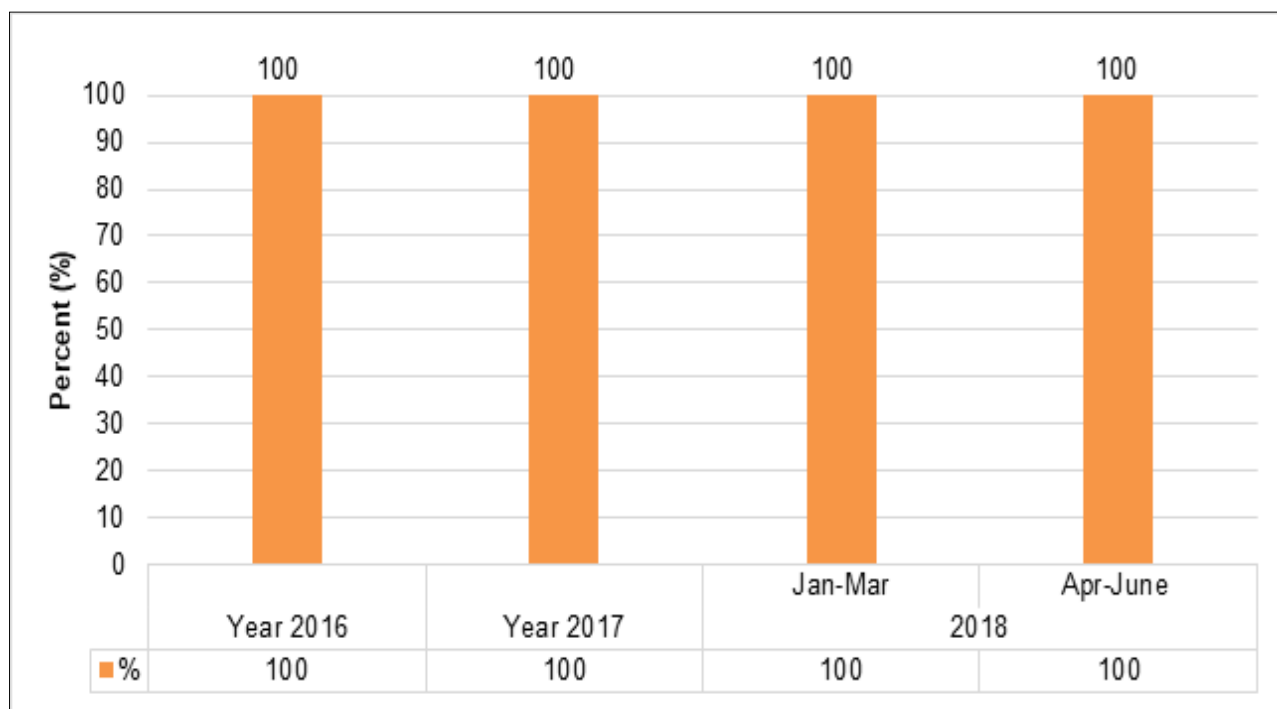


Slippage in percent (Cumulative)

A-3: Roads constructed, Rural.

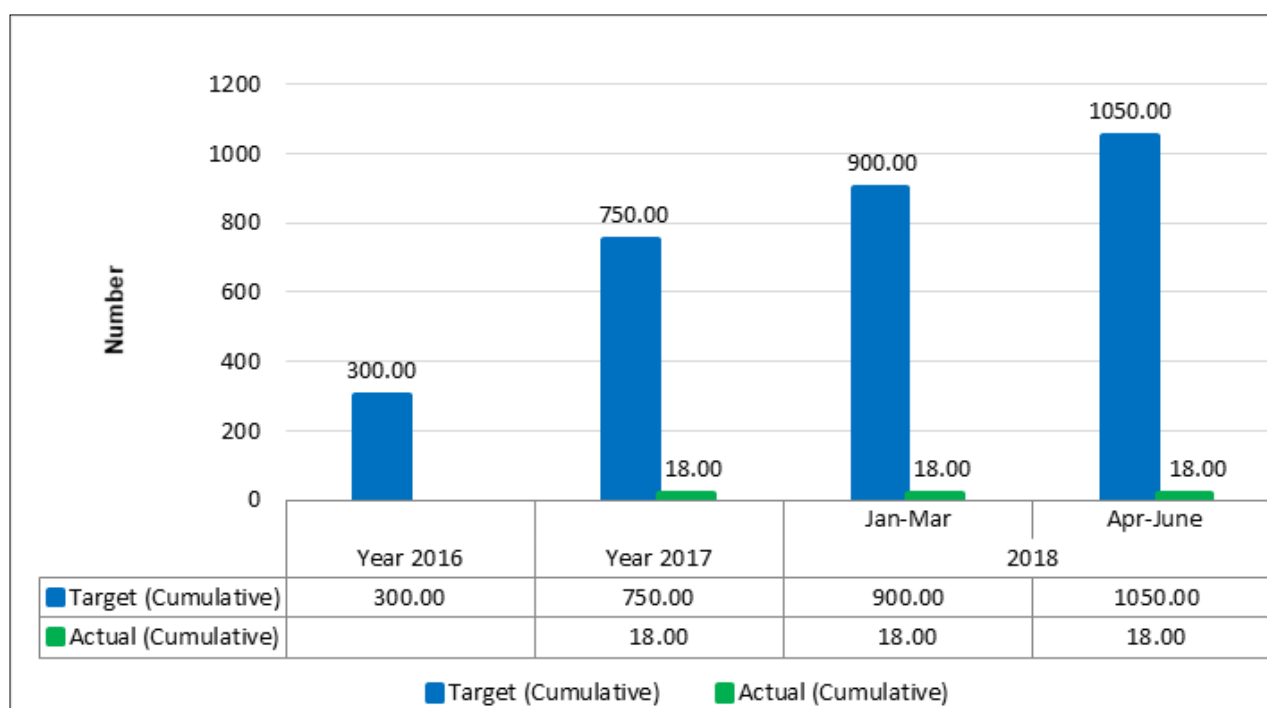


Target vs Achievement in Km (Cumulative)

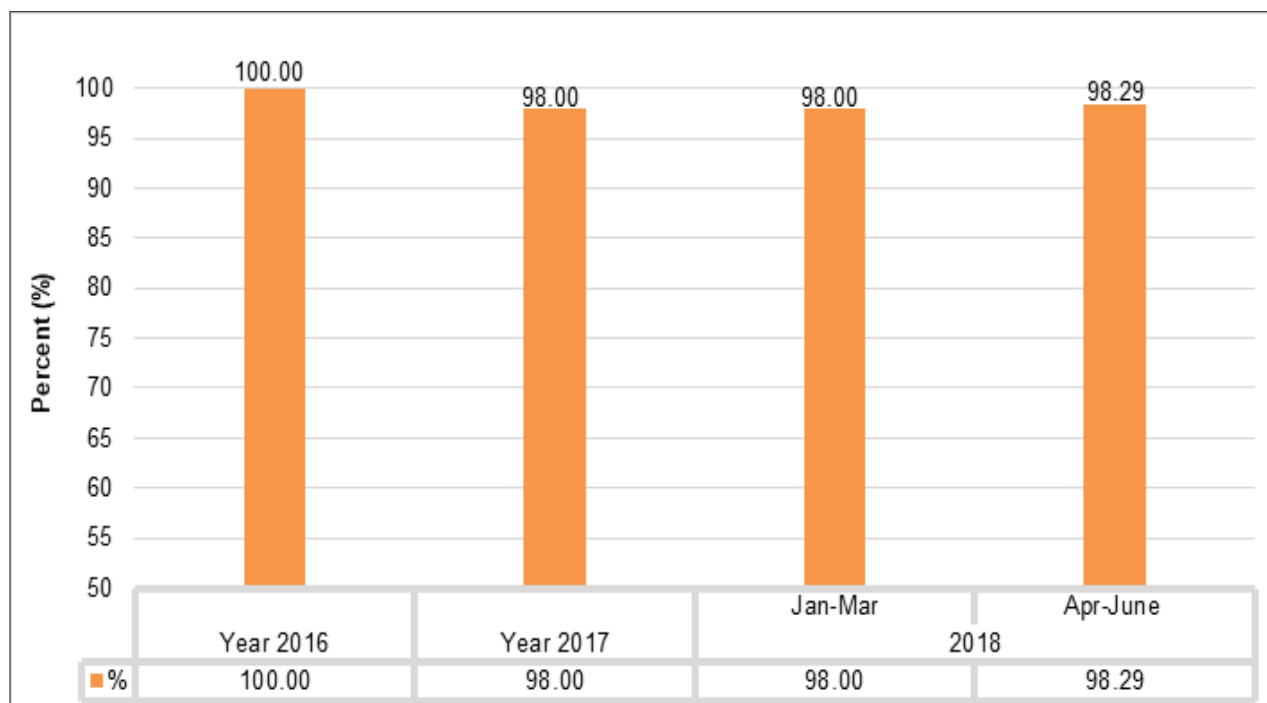


Slippage in percent (Cumulative)

A-4: Number of additional classrooms built or rehabilitated at the primary level resulting from project interventions.

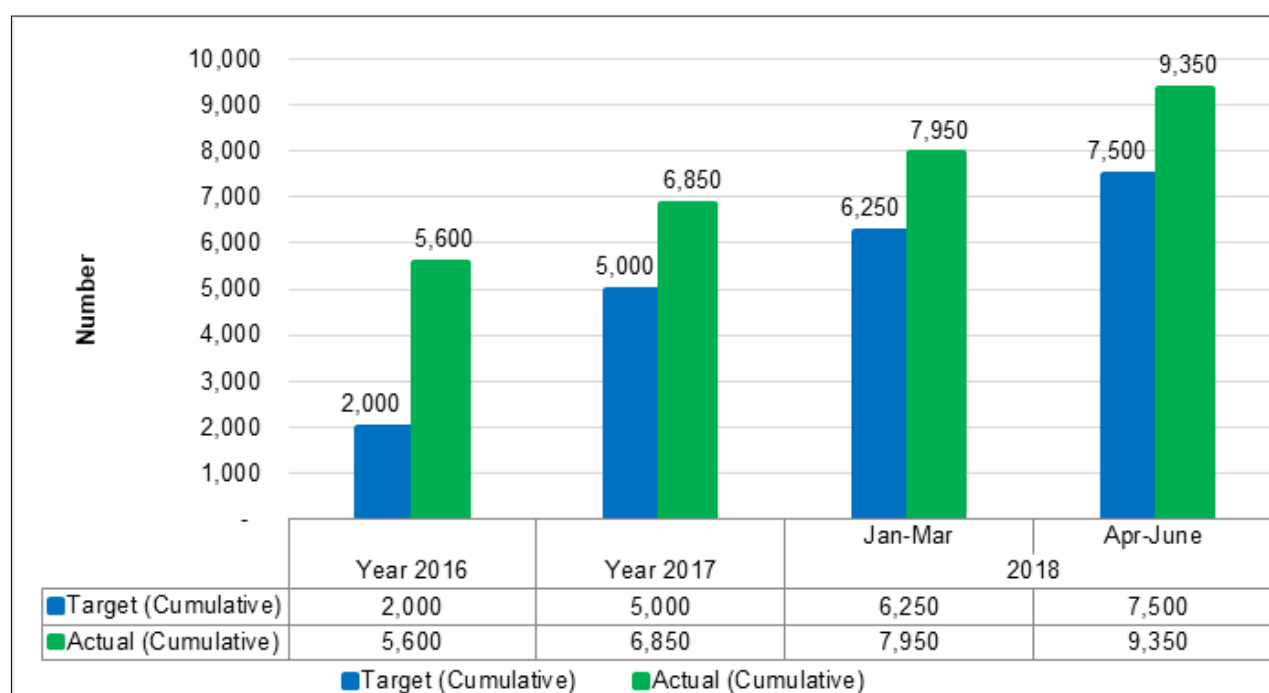


Target vs Achievement in number (Cumulative)

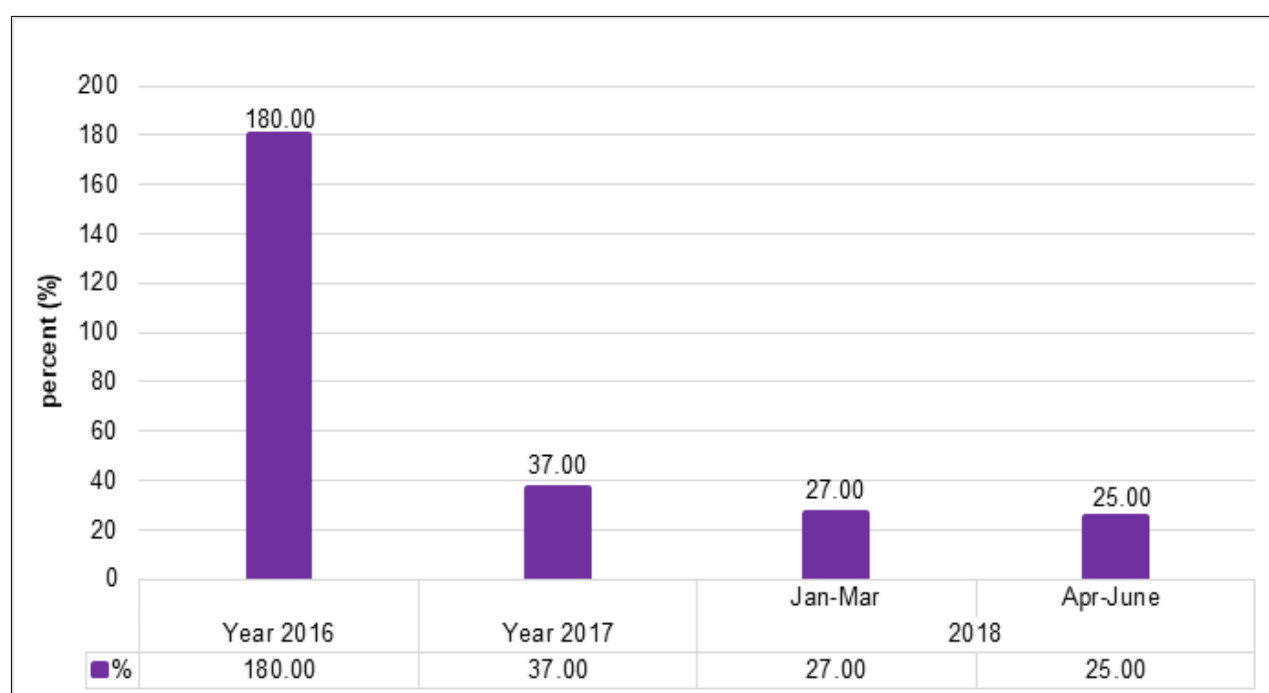


Slippage in percent (Cumulative)

A-5: Participants (Male & Female) in consultation activities during project implementation.

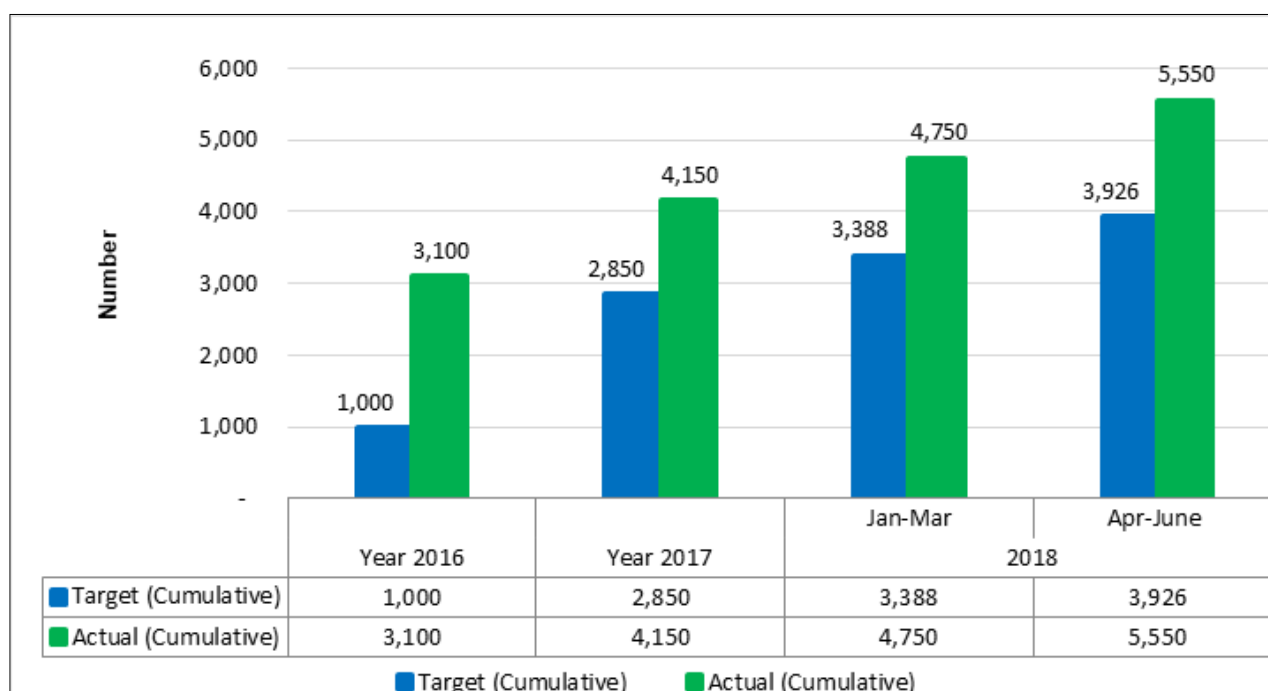


Target vs Achievement in number (Cumulative)

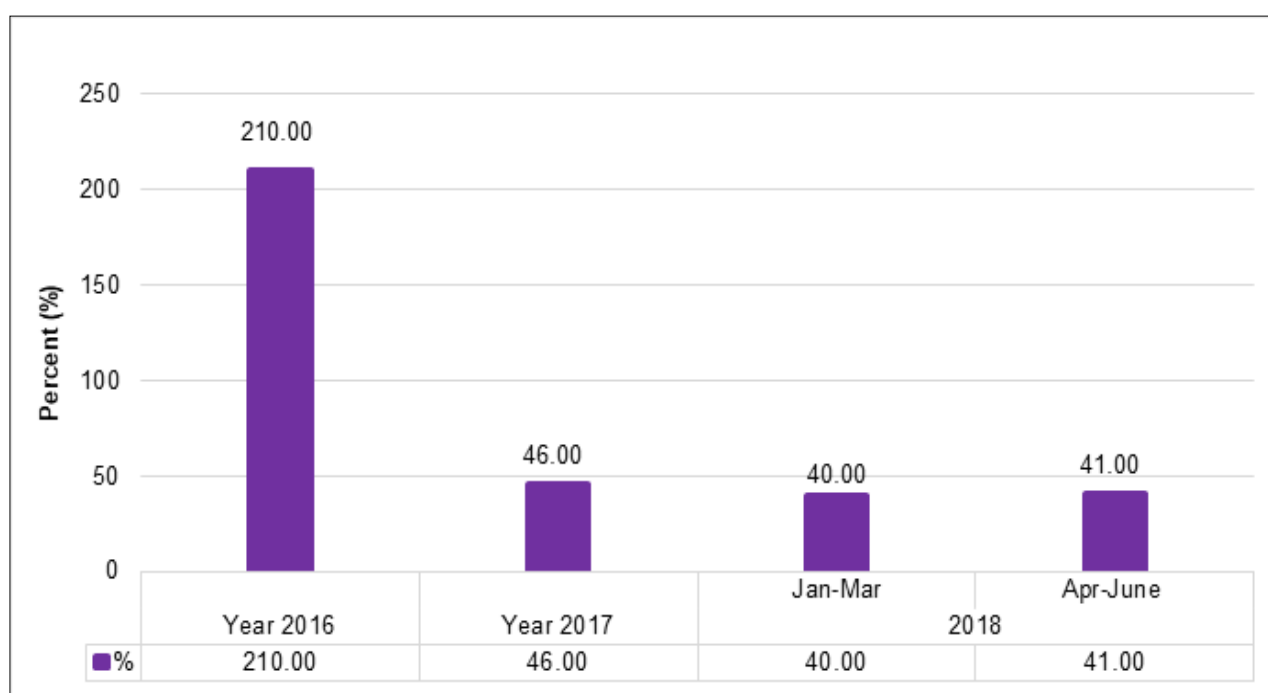


Advanced in percent (Cumulative)

A-6: Participants (Female) in consultation activities during project implementation.



Target vs Achievement in number (Cumulative)



Advanced in percent (Cumulative)

Annex 2B: MDSP Results Framework

Results Indicators per PAD

Project Development Objectives								
PDO Statement								
The development objective of this project is to reduce the vulnerability of the coastal population to natural disasters across selected coastal districts of Bangladesh.								
Project Development Objective Indicators								
Indicator Name	Unit of Measure	Baseline	Cumulative Target Values (Calendar Year)					
			YR1 (2016)	YR2 (2017)	YR3 (2018)	YR4 (2019)	YR5 (2020)	End Target
P-1 Increase in the share of needs met of priority multipurpose disaster shelters in the targeted districts (Percentage)	%	60.00	60.00	65.00	70.00	75.00	80.00	80.00
Achievement as of June 2018			60.00	60.14	60.14			
P-2 Number of project beneficiaries who have access to multipurpose shelters in targeted districts (Number)	Number	0.00	121,500.00	314,500.00	557,500.00	968,500.00	12,36,500	12,36,500.00
Achievement as of June 2018			0.00	8,580.00	8,580.00			

Intermediate Results Indicators								
Indicator Name	Unit of Measure	Baseline	Cumulative Target Values (Calendar Year)					
			YR1 (2016)	YR2 (2017)	YR3 (2018)	YR4 (2019)	YR5 (2020)	End Target
A-1 Number of new multipurpose shelters constructed (Number)	Number	0.00	50.00	150.00	250.00	350.00	552.00	552.00
Achievement as of June 2018			0.00	6.00	6.00			
A-2 Number of multipurpose shelters rehabilitated (Number)	Number	0.00	50.00	100.00	200.00	325.00	450.00	450.00
Achievement as of June 2018			0.00	0.00	0.00			
A-3 Roads constructed, Rural (Kilometers) - (Core)	Kilometer	0.00	50.00	100.00	300.00	450.00	550.00	550.00
Achievement as of June 2018			0.00	0.00	0.00			
A-4 Number of additional classrooms built or rehabilitated at the primary level resulting from project interventions. (Number) - (Core)	Number	0.00	300.00	750.00	1350.00	2325.00	3000.00	3000.00
Achievement as of June 2018			0.00	18.00	18.00			
A-5 Participants in consultation activities during project implementation (number) (Number) - (Core)	Number	0.00	2000.00	5000.00	10000.00	13500.00	20,000.00	20,000.00
Achievement as of June 2018			5600.00	6850.00	9350.00			
A-6 Participants in consultation activities during project implementation - female (Number - Sub-Type: Breakdown) - (Core)	Number	0.00	1000.00	2500.00	5000.00	6750.00	10,000.00	10,000.00
Achievement as of June 2018			3100.00	4150.00	5550.00			

Additional Results Indicators (Beyond PAD)

EXPECTED RESULTS (Col 1)	ADDITIONAL PDO INDICATORS (Col 2)		Unit of Measure (Col 3)	Baseline Value (Col 4)	Achiev ement as of June 2018 (Col 5)	Cumulative Values (Calendar Year)						Reasons for Variance Remarks (Col 12)
						YR 0 (2015) (Col 6)	YR 1 (2016) (Col 7)	YR 2 (2017) (Col 8)	YR 3 (2018) (Col 9)	YR 4 (2019) (Col 10)	YR 5 (2020) (Col 11)	
PDO The development objective of this project is to reduce the vulnerability of the coastal population to natural disasters across selected coastal districts of Bangladesh.			Number	3006	3012	Project start up activitie s	3006	3257	3507	3758	4008	
	P-3	Increase in the share of needs met of priority multipurpose disaster shelters in the targeted districts: In terms of numbers:										
	P-4	Rehabilitation of Existing Shelters- Provide improved facilities (Modern floor, water supply, sanitation, separate toilets for men & women, separate space for disabled and maternity use, store room, solar power etc.) to vulnerable population.	Target Actual Variance: value %	Number of target groups benefitted (Populat ion)	0.00	0.00	Project start up activitie s	50,000. 00	100,0 00.00	200,000 .00	325,000. 00	450,000. 00
P-5	Total number of project beneficiaries who have access to the multipurpose shelters under MDSP as a percentage (%) of total vulnerable population in targeted districts.	Target Actual Variance: value %	%	0.00	0.13	Project start up activitie s	1.86	4.82	8.54	14.84	18.95	Total vulnerable population in targeted districts was obtained from Baseline Survey conducted by the M&E Consultant.

EXPECTED RESULTS (Col 1)	ADDITIONAL PDO INDICATORS (Col 2)		Unit of Measure (Col 3)	Baseline Value (Col 4)	Achiev ement as of June 2018 (Col 5)	Cumulative Values (Calendar Year)						Reasons for Variance Remarks (Col 12)	
						YR 0 (2015) (Col 6)	YR 1 (2016) (Col 7)	YR 2 (2017) (Col 8)	YR 3 (2018) (Col 9)	YR 4 (2019) (Col 10)	YR 5 (2020) (Col 11)		
	P-6	Provision of space for providing shelter to live stock for safety in new shelters during disasters.in targeted districts.	Target Actual Variance value %	Number	18,000.00	19,200.00	Project start up activitie s	28,000.00	48,000.00	68,000.00	88,000.00	1,28,400.00	
	P-7	Number of livestock to have safe shelter in the multipurpose shelters as a percentage (%) of the total vulnerable livestock population in targeted districts.	Target Actual Variance: value %	%	1.60	1.71	Project start up activitie s	2.49	4.27	6.04	7.82	11.41	Total vulnerable livestock population in targeted districts was obtained from Baseline Survey conducted by the M&E Consultant.
	P-8	Increase in the student enrolment in percent due to creation of additional space and provision of modern facilities for schooling in the shelter cum schools.	Target Actual Variance: value %	%	0.00	-	Project start up activitie s						Baseline data of student enrolment is being collected. Indicator based evaluation will be made at Mid-term and End of Project Survey.
	P-9	Perception on improved communication facilities for the target groups for easy access to shelters cum schools.					Project start up activitie s						Baseline data has been collected. Evaluation will be made at Mid-term and End of Project Survey.

EXPECTED RESULTS (Col 1)	ADDITIONAL PDO INDICATORS (Col 2)		Unit of Measure (Col 3)	Baseline Value (Col 4)	Achievement as of June 2018 (Col 5)	Cumulative Values (Calendar Year)						Reasons for Variance Remarks (Col 12)
						YR 0 (2015) (Col 6)	YR 1 (2016) (Col 7)	YR 2 (2017) (Col 8)	YR 3 (2018) (Col 9)	YR 4 (2019) (Col 10)	YR 5 (2020) (Col 11)	
	P-10 Perception of beneficiaries on project interventions as safe haven.					Project start up activities						Baseline data has been collected. Evaluation will be made at Mid-term and End of Project Survey.

Additional Intermediate Results Indicators.

EXPECTED RESULTS (Col. 1)	INTERMEDIATE RESULT INDICATORS (Col. 2)		Unit of Measure (Col. 3)	Baseline Value (Col.4)	Achievement as of June 2018 (Col.5)	Cumulative Values (Calendar Year)						Reasons for Variance Remarks (Col.12)
						YR 0 (2015) (Col.6)	YR 1 (2016) (Col.7)	YR 2 (2017) (Col.8)	YR 3 (2018) (Col.9)	YR 4 (2019) (Col.10)	YR 5 (2020) (Col.11)	
	A-7	General views of stakeholders on Social/ Environmental Safety Issues: (a) Complying appropriate social mitigation measures before and during construction phase. (b) Complying required environmental mitigation measures before and during construction phase.		Level of Satisfaction		Project start up activities						Stakeholders views being obtained during periodic field visits by the M&E Consultant.
	A-8	Number of trainings conducted by the D&S Consultants for the capacity building of SMCs. Target Actual Variance: value %	Number	0.00	Nil	Project start up activities	-	8	15			

EXPECTED RESULTS (Col. 1)	INTERMEDIATE RESULT INDICATORS (Col. 2)		Unit of Measure (Col. 3)	Baseline Value (Col.4)	Achievement as of June 2018 (Col.5)	Cumulative Values (Calendar Year)						Reasons for Variance Remarks (Col. 12)	
						YR 0 (2015) (Col. 6)	YR 1 (2016) (Col. 7)	YR 2 (2017) (Col. 8)	YR 3 (2018) (Col. 9)	YR 4 (2019) (Col. 10)	YR 5 (2020) (Col. 11)		
	A-9	Number of participants attended in the training programs conducted for SMCs.	Target Actual Variance: value %	Number	0.00	Nil	Project start up activities	-	960	1800			
	A-10	ICT monitoring of number of visits made in the project sites by: (a) D&S Consultant (b) M&E Consultant team members	Target Actual Variance: value % Target Actual Variance: value %	Number (Man-days) Number (Man-days)	0.00 0.00	8801.00 59.00	Project start up activities Project start up activities						Field visits were conducted as needed.

[illegible]

Annex 3B: Process Monitoring - Package wise Construction of New Cyclone Shelters including Shelter Connecting Road

Date:30-06-2018																	
Package wise Shelter Information						Preparatory works up to design approval					Tender notice up to signing of contract						Remarks (any relevant information not yet included e.g. causes of delays)
Package No.	No. of Cyclone Shelter cum School	Shelter Connecting Road under the Package		Location of the Shelter		Design Works - Date of approval	EIA/ IEE Study		Social and Resettlement Study		Tender Process						
		Access Road (Km)	Bridge/Culvert (Nos.)	Upazila	District		Date of approval by PMU	Date of concurrence by WB	Date of approval by PMU	Date of concurrence by WB	Tender notice - date	Tender received - date	Tender approval date	Letter of Award - date	Contract signed - date	Contract ID	
1	2	3	4	5	6	7	8	9	10	11	12	13	14	15	16	17	18
Feni - 01	7	1.67	-	Feni Sadar & Fulgazi	Feni	13-01-16	-	25-09-16	-	06-05-16	18-04-16	05-05-16	30-05-16	31-05-16	26-06-16	LGED/MDSP/FENI/2015-16/NCB/NW-01	
Feni - 02	6	2.70	3	Chagalnaiya, Daganbhuiyan, Pashuram & Sonagazi	Feni	02-08-16	-	25-09-16	-	06-05-16	18-04-16	05-05-16	29-05-16	31-05-16	26-06-16	LGED/MDSP/FENI/2015-16/NCB/NW-02	
Feni - 03	6	1.28	1	Sonagazi	Feni	02-11-16	-	25-09-16	-	06-05-16	24-02-16	28-03-16	10-04-16	11-04-16	19-04-16	LGED/MDSP/FENI/2015-16/NCB/NW-03	
Barisal	58	46.75	28	Babugonj, Bakergonj, Banaripara, Gournadi, Hizla, Mehendigonj, Muladi & Barisal Sadar	Barisal	14-03-16	-	25-09-16	-	19-11-17	21-03-16	12-05-16	24-08-16	26-09-16	10-10-16	LGED/MDSP-II-7-LPI-O-NW-01	
Bhola	42	9.4	7	Bhola Sadar, Borhanuddin, Char Fasson, Daulatkhan, Lalmohon, Monpura & Tajumuddin	Bhola	04-06-16	-	25-09-16	-	07-07-16	17-04-16	13-06-16	26-10-16	27-12-16	24-01-17	LGED/MDSP-II-7-LPI-O-NW-02	
Cox's Bazar	62	20.97	3	Chakaria, Cox's Bazar Sadar, Kutubdia, Moheskhali, Pekua, Ramu, Teknaf & Ukhia	Cox's Bazar	07-06-17	-	07-06-17	-	19-11-17	28-02-17	05-03-17	23-08-17	17-09-17	08-10-17	LGED/MDSP/COX/14-15/NW-04	
Lakshmipur	34	20.14	22	Kamalnagar, Lakshmipur Sadar, Ramgonj, Ramgati & Roypur	Lakshmipur	07-04-17	-	07-04-17	-	19-11-17	28-02-17	05-03-17	23-08-17	17-09-17	28-09-17	LGED/MDSP/LAK/14-15/NW-06	
Noakhali	35	12.99	13	Begumgonj, Chatkhil, Companigonj, Hatiya, Kabirhat, Noakhali Sadar, Senbag, Sonaimuri & Suborno Char	Noakhali	07-04-17	-	07-04-17	-	19-11-17	28-02-17	05-03-17	23-08-17	17-09-17	09-10-17	LGED/MDSP/NOA/14-15/NW-09	

Annex 3D: Progress Monitoring - Package Wise Construction of New Cyclone Shelters including Shelter Connecting Road

Date: 30-06-2018																
Package No.	No. of Cyclone Shelter cum School	Shelter Connecting Road under the Package		Location of the Shelter		Estimated Cost (Tk in lakh)	Contract Cost (Tk in lakh)	Date of Contract sign/commencement of work	Target date of completion	Physical Progress (%)			Financial Progress (Taka in lakh)			Remarks
		Access Road (Km)	Bridge/Culvert (Nos.)	Upazila	District					Cumulative as of 31 May 2018	This month	Total	Cumulative as of 31 May 2018	This month	Total	
1	2	3	4	5	6	7	8	9	10	11	12	13	14	15	16	17
Feni - 01	7	1.67	-	Feni Sadar & Fulgazi	Feni	2633.05	2918.11	26-06-16	*31-12-2018	32.10	0.10	32.20	855.88	0.00	855.88	*Contract implementation period has been extended by 12 months
Feni - 02	6	2.70	3	Chagalnaiya, Daganbhuiyan, Pashuram & Sonagazi	Feni	2382.74	2612.3	26-06-16	*31-12-2018	38.85	0.15	39.00	969.42	26.91	996.33	*Contract implementation period has been extended by 12 months
Feni - 03	6	1.28	1	Sonagazi	Feni	2360.47	2599.37	19-05-16	*15-06-2018	97.90	0.10	98.00	2323.06	0.00	2323.06	*Contract implementation period has been extended by 7.5 months
Barisal	58	46.75	28	Babugonj, Bakergonj, Banaripara, Gournadi, Hizla, Mehendigonj, Muladi & Barisal Sadar	Barisal	29381.28	34500.14	12-11-16	11-09-18	47.50	1.50	49.00	12002.60	993.60	12996.20	
Bhola	42	9.4	7	Bhola Sadar, Borhanuddin, Char Fasson, Daulatkhan, Lalmoth, Monpura & Tajumuddin	Bhola	19199.07	22442.07	08-03-17	03-06-18	35.00	4.50	39.50	7628.06	0.00	7628.06	
Cox's Bazar	62	20.965	3	Chakaria, Cox's Bazar Sadar, Kulubdia, Mohekhali, Pekua, Ramu, Teknaf & Ukhiya	Cox's Bazar	25873.11	30950.45	12-11-17	11-11-19	12.50	2.50	15.00	2940.29	680.91	3621.20	
Lakshmipur	34	20.143	22	Kamalnarar, Lakshmipur Sadar, Ramgonj, Ramgati & Roypur	Lakshmipur	15989.96	18846.74	12-11-17	11-11-19	17.40	0.80	18.20	2088.22	588.02	2676.24	
Noakhali	35	12.986	13	Begumgonj, Chakhal, Companigonj, Hatiya, Kabirhat, Noakhali Sadar, Senbag, Sonaimuri & Suborno Char	Noakhali	16002.54	18839.64	12-11-17	11-11-19	20.30	2.20	22.50	2087.43	1831.21	3918.65	

Annex 4: Operational Risk Assessment Framework (ORAF)

As of June 2018

Risk Indicators	Rating	Risk Management Measures	Responsibility	Stage	Frequency	Compliance Status
<p>A. <u>Project Stakeholder Risks</u></p> <p>Risk Description</p> <p>Project stakeholders are expected to be broadly supportive of the project.</p> <p>The Bank has been engaged in disaster risk reduction efforts in shelter construction and rehabilitation. Project financing will expand the investments to improve the equitable distribution of shelters.</p>	Moderate	Continued dialogue with relevant stakeholders, including Government agencies, donors, CSOs, private sector and local communities through Communications, Consultation, and frequent follow up	LGED and WB	Planning & Implementation	Continuous	Public consultation meetings are held by LGED and D&S Consultant with local individuals, elites, teachers, Chairmen and members of UP and SMCs during conducting Environmental and Social Assessment studies of different shelters and shelter connecting roads. The participants are informed about the main project interventions with specific benefits thereof. The issues and recommendations that come out of the stakeholder consultation meetings are highlighted in the respective SA and EA reports. The recommendations are given due importance in the planning and design of the project infrastructures.

B. Implementing Agency Risks (including fiduciary risks)	Substantial					
<p>Risk description:</p> <p>(i) Capacity</p> <p>LGED has been engaged in the construction and rehabilitation of cyclone shelters under an existing IDA credit. Governance risks, particularly with respect to contract management and procurement are present. Challenges to adequate maintenance continue to prevail.</p>		<p>(i) Project Implementation will be supported by a dedicated Project Management Unit that will receive technical assistance and adequate budget to implement the project. Risks to maintenance will be carefully assessed.</p>	LGED	Implementation	Quarterly	<p>a) A full time dedicated PMU headed by the PD has been established within LGED.</p> <p>b) The PMU receives technical assistance through engaging an experienced team of D&S Consultants. An independent M&E Consultant team also supports PMU on overall project oversight, monitoring and evaluation including following up of compliance status of EMP, SMP, ORAF, GAAP etc.</p> <p>c) Adequate budget for timely implementation of the project is provided by GoB.</p> <p>d) Challenges to meet adequate budget for post construction maintenance is a major factor. Some sort of mechanism should be developed to make provision of funds for routine maintenance.</p>
<p>(ii) Financial Management:</p> <p>LGED has relatively good capacity in financial management. Skilled FM staff will be made available to the project under a dedicated Project Management Unit(PMU) within each agency, Currently there are no overdue audits under any</p>		<p>(ii) A Senior Financial Management Specialist will be recruited within the PMU to oversee FM issues.</p>	LGED	Implementation	Quarterly	<p>A Senior Financial Management Specialist has been recruited by LGED to assist the PMU in respect proper financial management.</p>

other IDA Credits implemented by LGED, and FM arrangement have been satisfactory.						
(iii) Procurement: The procurement of works is likely to pose risks with respect to hiding, evaluation of bids and contract management.		(iii) Procurement risks will be mitigated through the use of large contract package (ICB) managed from Dhaka, as well as by review and award of the procurement package by a procurement panel.	LGED	Implementation	Continuous	Procurement risks have mostly been mitigated through: a) Use of large contract packages (ICB) and; b) Technical and financial evaluation and award of contract packages by procurement panel.
C. Governance	Substantial					
Risk Description Some governance risks exist for the project, in (i) contract Management and (ii) Procurement, given the size and nature of the contracts for construction		a) The project will continue to be ring-fenced to ensure transparency in contracting through the use of a Procurement Panel, large ICB contracts, and through the use of a GAAP. b) The project will ring-fence procurement risks to the greatest extent possible, with a procurement panel, ICB to attract international bidders, and disclosure requirement in the bidding process. Construction quality will be monitored by an independent supervision consultant. In addition, active monitoring by the bank team with the Dhaka based staff and Consultants and frequent visits to the field would help	LGED	Implementation	Continuous	a) Transparency in procurement is ensured through i) making large ICB contract packages, ii) following appropriate bidding and evaluation process involving independent procurement panel and iii) use of GAAP action plan. b) Construction quality is being supervised by the D&S Consultant who also act as 'Engineer' as well; c) Independent M&E Consultant carry out overall monitoring and evaluation of project implementation, make periodic field visit reports and make specific recommendations for improvement; d) WB team also make active monitoring of project activities which are reflected in the periodic Aide

		in timely action in case of irregularity.				Memoirs.
D. Design	Moderate					
<p>Risk description</p> <p>The technical designs of the cyclone shelter pose very low risks. The types of shelters have been developed and tested under previous investments.</p>		<p>The design will continue to seek feedback for improvements through engagement with local stakeholder groups to discuss any issues.</p>	LGED	Implementation	Continuous	<p>The design of project structures are based on the suggestions and recommendations as made by the stakeholders during conduct of the EA and SA study reports of intervention packages.</p>
E. Social & Environmental	Moderate					
<p>Risk description</p> <p>The construction phase may cause unforeseen environmental of social impacts.</p>		<p>Site specific EMPs and SMPs will be prepared in line with the project's ESMF/TDF. Land acquisitions is not anticipated under the project, however an RPF will be prepared to guide any site specific TDPs or RAPs, should tribal population be found in the area or if land acquisition be unavoidable.</p>	LGED	Implementation	Quarterly	<p>Site specific EA and SA studies leading to the formulation of EMPs and SMPs are carried out by the D&S Consultants. These are duly reviewed and cleared by the WB.</p> <p>Compliance of the EMPs and SMPs are ensured by the Contractors, supervised by the D&S Consultant.</p> <p>The M&E Consultant also supervise and make appropriate recommendations for effective implementation of environmental and social safeguard issues.</p>

F. Program & Donor	Low					
<p>Risk Description</p> <p>While several donors are active in disaster risk reduction efforts, the Bank has been the lead financier on the construction and rehabilitation of multipurpose cyclone shelters. Under previous IDA Credits, several donors provide co-financing to the continued construction of shelters.</p>		Continued engagement with lead donors and international agencies working in the coastal areas.	LGED and WB	Planning and Implementation	Continuous	Being carried out by the Agencies.
G.Delivery Monitoring & Sustainability	Moderate					
<p>Risk Description</p> <p>The remote sites of many of the cyclone shelters, and the high numbers of shelters to be financed under the project will make it difficult to monitor construction quality in each site, thereby posting a risk to delivery monitoring and sustainability of the investments.</p>		Switching to steel shelter construction would alleviate many of these issues, An ICT monitoring system will be developed to assist in a more efficient and accountable monitoring system within LGED.	LGED	Implementation	Continuous	<p>a) D&S Consultant will review and adopt the steel shelter designs adopted for ECRRP for a pilot district;</p> <p>b) An ICT monitoring system has been developed by the D&S Consultant which is being effectively used.</p>

Annex 5: Multipurpose Disaster Shelter Project: Governance and Accountability Action Plan (GAAP)

Issues/Risks/ Objective	Actions	Agency responsible	Timeline	Early Warning Indicators to Trigger Additional Action	Status (As of June 2018)
Governance Risks					
Need to ring-fence the project from the broader governance and accountability concerns in Bangladesh	a) Retain independent consultants for design, construction supervision (D&S) who act as "Engineer" for the project b) Procurement panel established to undertake all technical reviews and awards c) Frequent supervision by World Bank supervision teams, including frequent site visits by M&E Consultant	LGED LGED Task team/WB	Key staff recruited prior to start Ongoing Ongoing At least quarterly	Delays in conduct of procurement, execution of contracts, processing of payments, filing reports Evidence of quality issues through field visits.	a) Complied b) Procurement Panel established on December 13, 2015. c) Frequent site visits being undertaken by WB task team, D&S Consultant and the M&E Consultant.
Potential for or reduce risks of conflict of interest among participants in procurement	a) International Competitive Bidding (ICB) contracts for all procurement of works b) Declarations of no conflict of interest by LGED personnel, including members of procurement panel members, and bidders	LGED LGED	Bidding documents prior to project approval LGED personnel ' by effectiveness; bidders at submission	Procurement red flags in ex ante and ex post review Inconsistencies with 'need to know' principles in procurement mapping, evidence of unauthorized access to information	a) ICB contracts are being adopted for all civil work procurements except three initial LCB contracts in Feni district. b) Complied.
	c) Require bidders' statements concerning agents and other possible connections to persons involved with procurement.	LGED	At bidding stage	Delays in suo moto disclosure plan issuance/implementation Website and newsletter are delayed or not updated.	c) Bidders' statements are furnished for each individual package.

Local Institutional Capacity Risks					
Reduce risks at the local level with supervision of works and monitoring to address possible quality issues in construction	a) Retain independent consultants for design, construction supervision (D&S) who act as "Engineer" for the project	LGED	Key staff recruited prior to start	Delays in conduct of procurement, execution of contracts, processing of payments, filing reports	a) Complied.
	b) Contract out M&E functions through M&E Consultant	LGED	Contracted in first year; quarterly reports	Changes in frequency of reports, frequency of edits to reporting system	b) Complied.
	c) ICT based monitoring system for LGED field officers with geo-tagging and photo capabilities	LGED	Ongoing	Unauthorized entry into monitoring system	c) Complied.
	d) On site cameras to ensure live feed of construction sites (where possible)	LGED	Ongoing	Nature and frequency of complaints	d) Complied.
Delivery and Sustainability Risks					
Poor construction quality leading to poor sustainability of the Project	a) Shift to steel shelter construction to improve quality oversight, durability, maintenance and speed of construction	CSC, LGED	Ongoing	Nature and frequency of complaints	a) Generally, concrete structures are built. Steel shelter construction works involve about 15% extra cost. Steel shelters will be adopted in one district on pilot basis.
	b) Engagement with SMCs to identify ongoing monitoring, maintenance etc.	CSC, LGED	Ongoing		b) SMCs will be trained to oversee environment/ social safeguards issues and maintenance aspects.